



## Colorado Medicaid long-term care programs: Summary of selected cost, enrollment and service data for elderly, blind and disabled (EBD) enrolled individuals

Table 1. Summary of number and costs of full-time equivalent enrollees in nursing facilities compared to individuals on the EBD waiver, FY 2003-04 through FY 2006-07

	FY 2003-04		FY 2004-05		FY 2005-06		FY 2006-07	
	NF	EBD	NF	EBD	NF	EBD	NF	EBD
Number of distinct enrollees	N/A	15,425	N/A	15,199	N/A	16,136	N/A	16,631
Number of full time enrollee equivalents	9,597	11,660	9,642	11,784	9,677	12,401	9,681	13,070
Total costs (in \$ millions)	\$416	\$93	\$424	\$96	\$457	\$106	\$478	\$121
Costs per distinct enrollee	N/A	\$6,002	N/A	\$6,344	N/A	\$6,585	N/A	\$7,246
Cost per full-time equivalent enrollee	\$43,348	\$7,939	\$43,960	\$8,182	\$47,176	\$8,569	\$49,408	\$9,221

SOURCE: HCBS-EBD 372 reports and HCPF FY 2008-09 11/01/07 budget request

NOTES: "Distinct enrollee" refers to an individual who was enrolled in the program during the year regardless of the number of days enrolled.

Full-time equivalent (FTE) enrollee refers to the equivalent of an enrollee in the program for 365 days. For example, two enrollees, one of whom was in the program for 300 days and the other of whom as in the program for 65 days would be counted as one full-time enrollee equivalent.

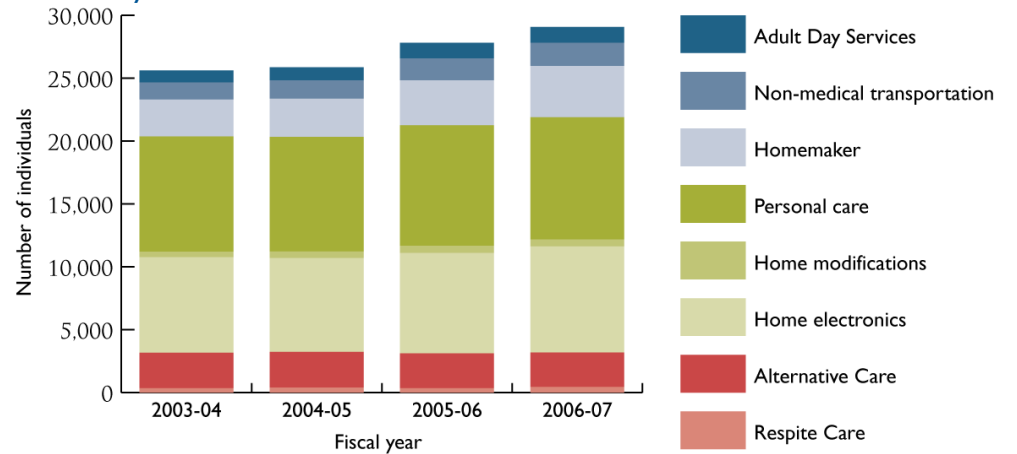
Table 2. Number of individuals in the EBD waiver receiving specified home and community based services, FY 2003-04 through 2006-07

Type of Service	FY 2003-04	FY 2004-05	FY 2005-06	FY 2006-07
Adult day Services	958	1,037	1,246	1,265
Non-medical transportation	1,355	1,458	1,734	1,845
Homemaker	2,938	3,043	3,582	4,068
Personal care	9,163	9,103	9,573	9,716
Home modifications	435	519	586	562
Home electronics	7,597	7,463	7,974	8,437
Alternative care	2,816	2,836	2,771	2,735
Respite care	349	400	347	443

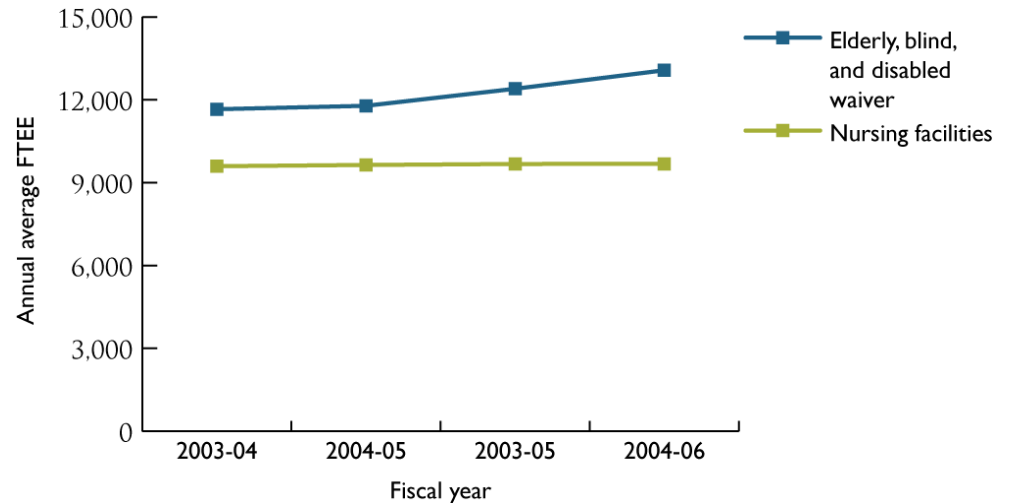
SOURCE: HCBS-EBD 372 reports and HCPF FY 2008-09 11/01/07 budget request

Adult day services	Health and social services, individual therapeutic and psychological activities furnished on a regularly scheduled basis in an adult day health center (ADHC). ADHC services are targeted at frail elders who are eligible for a skilled nursing facility level of care but who are living in the community.
Non-medical transportation	Transportation which enables clients to gain physical access to non-medical community services and resources as required by a care plan to prevent institutionalization.
Homemaker	Assistance with general household activities such as routine cleaning, meal preparation, dishwashing, laundry, shopping and other IADLs.
Personal Care	Physical care services such as bathing, grooming, hygiene and assistance with ambulation.
Home modifications	Adaptations and improvements made to a home to accommodate a patient's needs based on medical conditions in order to increase independence and prevent institutionalization.
Home electronics/electronic monitoring	The use of electronic devices to enable individuals to secure help in an emergency. It can also be used to provide the patient with reminders of medical appointments, treatments or medication schedules.
Alternative Care - Assisted Living	A broad range of personal care and homemaker chore services that does not include skilled nursing care provided to people living in assisted living facilities (a.k.a., assisted living residences or alternative care facilities).
Respite Care	Services provided to an individual on a short-term basis because of the absence or need for relief of the primary caregiver.

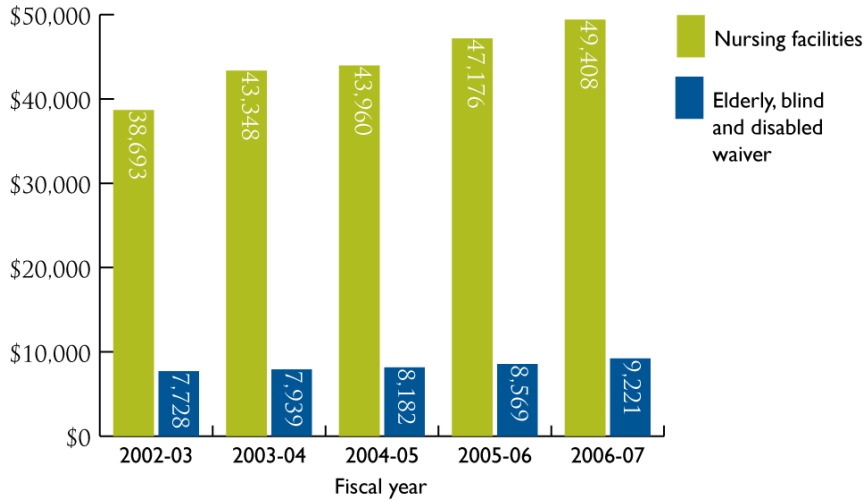
Graph 1. Distinct individuals in EBD waiver receiving specified home and community based services



Graph 2. Full-time equivalent enrollees in nursing facilities compared to enrollees in EBD waiver



Graph 3. Annual cost per FTE enrollee in nursing facilities compared to EBD waiver, FY 2003-04 to FY 2006-07



Graph 4. Annual change in cost per full-time enrollee in nursing facilities compared to EBD waiver individuals

