

Local Data, Local Health

Baca, Bent, Crowley, Huerfano, Kiowa, Las Animas, Otero and Prowers Counties

October 2014

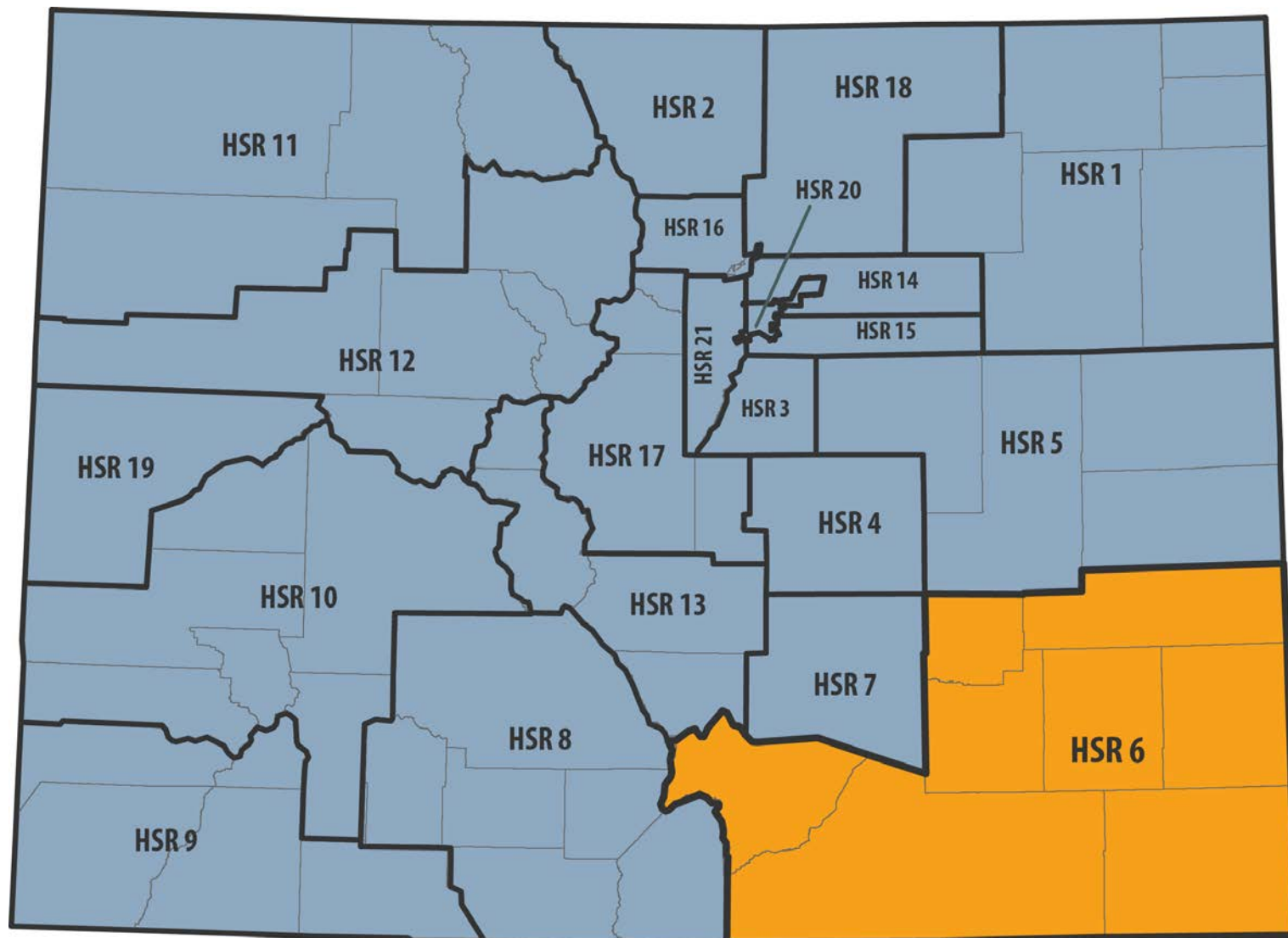


Community Data for Community Members

- **Dive Into the Details:**
Snapshots of a region's health.
- **Use Our Data:**
These graphics are ready for your presentations, reports, grant applications, tweets and other needs.
- **Get More Information:**
Contact the Colorado Health Institute. You can reach us by phone, email or social media.



Colorado's 21 Health Statistics Regions



Data Highlights: Region 6



One of three families have **incomes** below the federal poverty level.



The **high school graduation rate** is above the state average.



Teens are having babies at twice the state average.



Health Data Profile:

Demographics

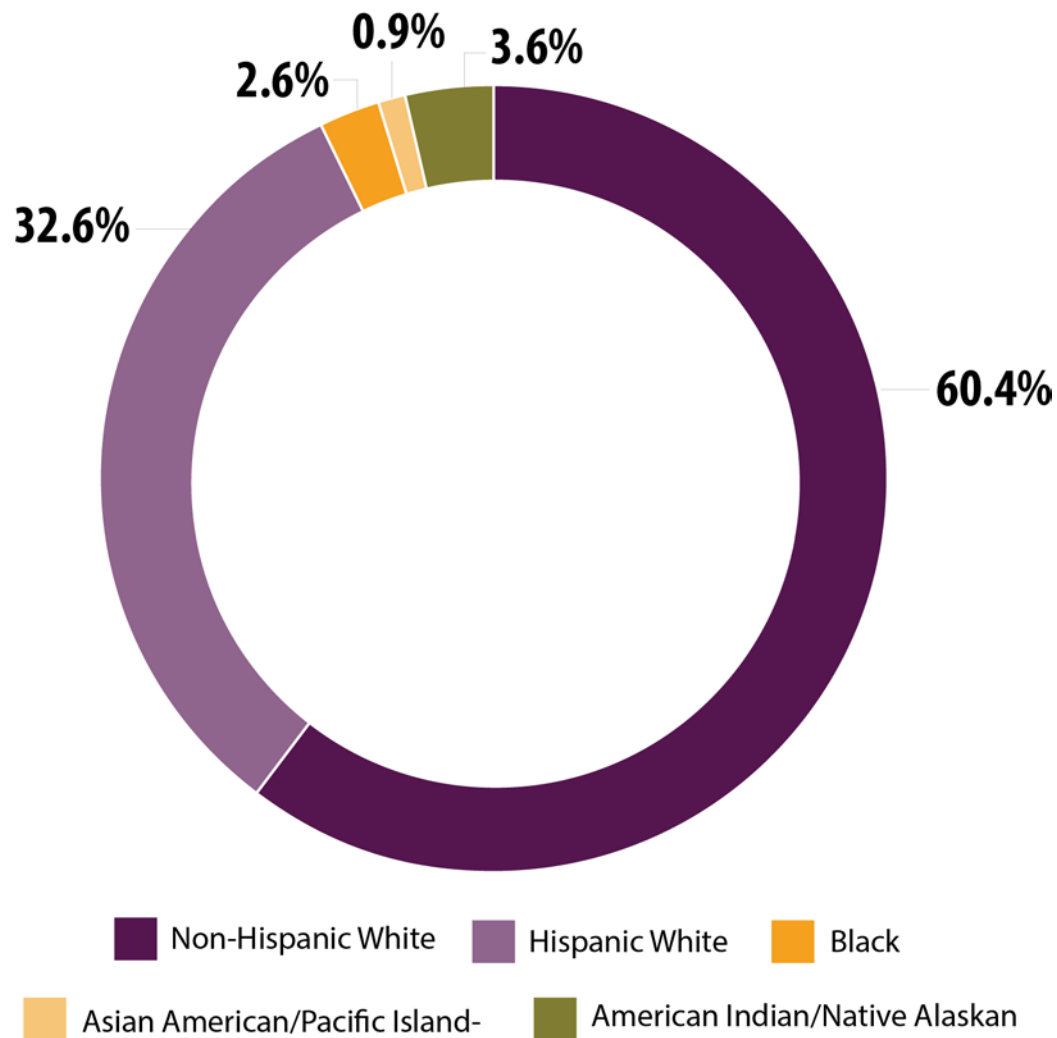
HSR 6: Population

	Population in 2014	Projected 2020 Population	Average Annual Growth Rate
All Ages	70,922 5,363,689	76,704 5,946,128	1.3% 1.7%
Ages 0-18	15,773 1,345,196	17,597 1,464,674	1.8% 1.4%
Ages 19-64	41,257 3,334,972	42,997 3,577,370	0.7% 1.2%
Ages 65+	13,892 683,521	16,108 904,084	2.5% 4.8%

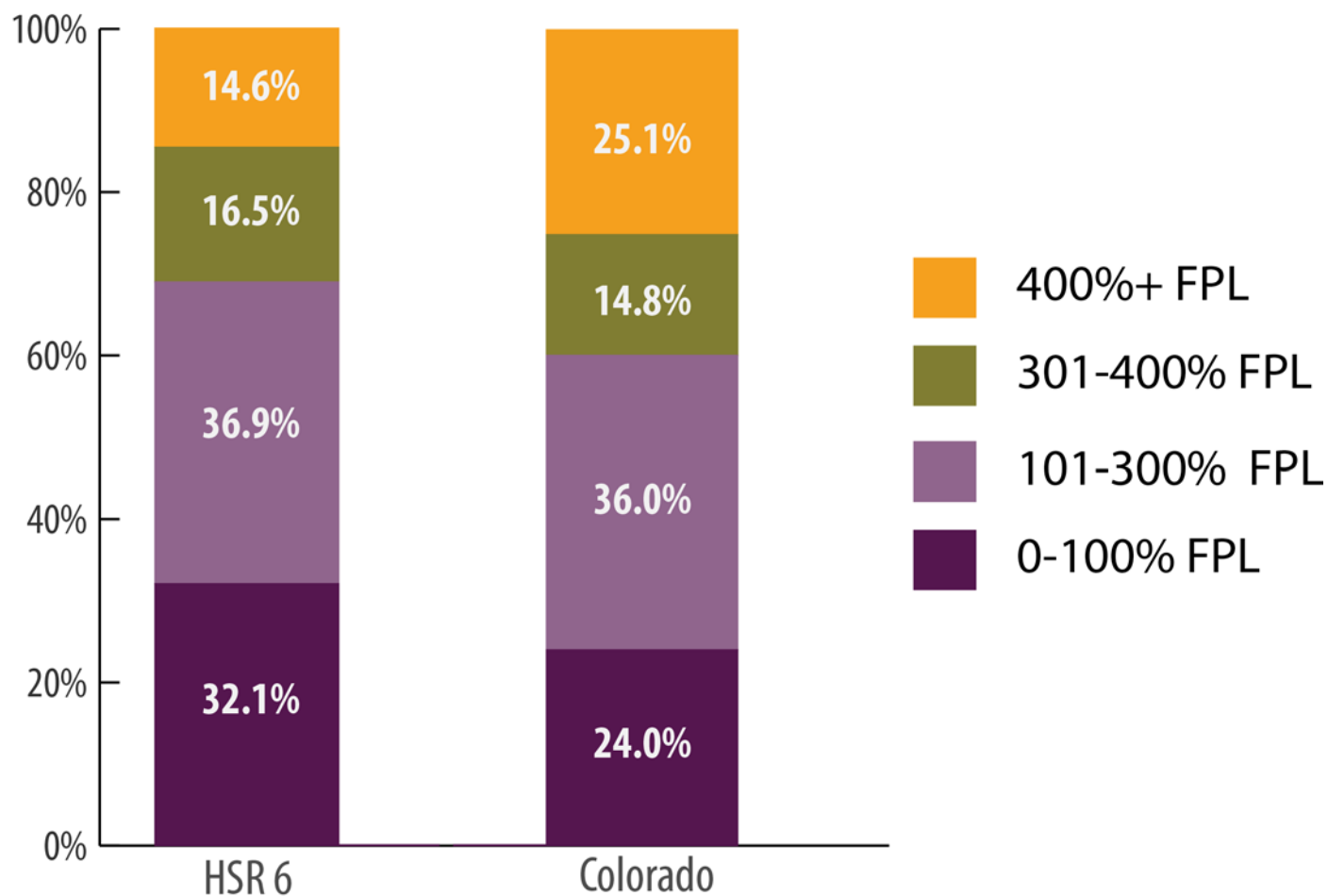
= HSR 6
 = Colorado



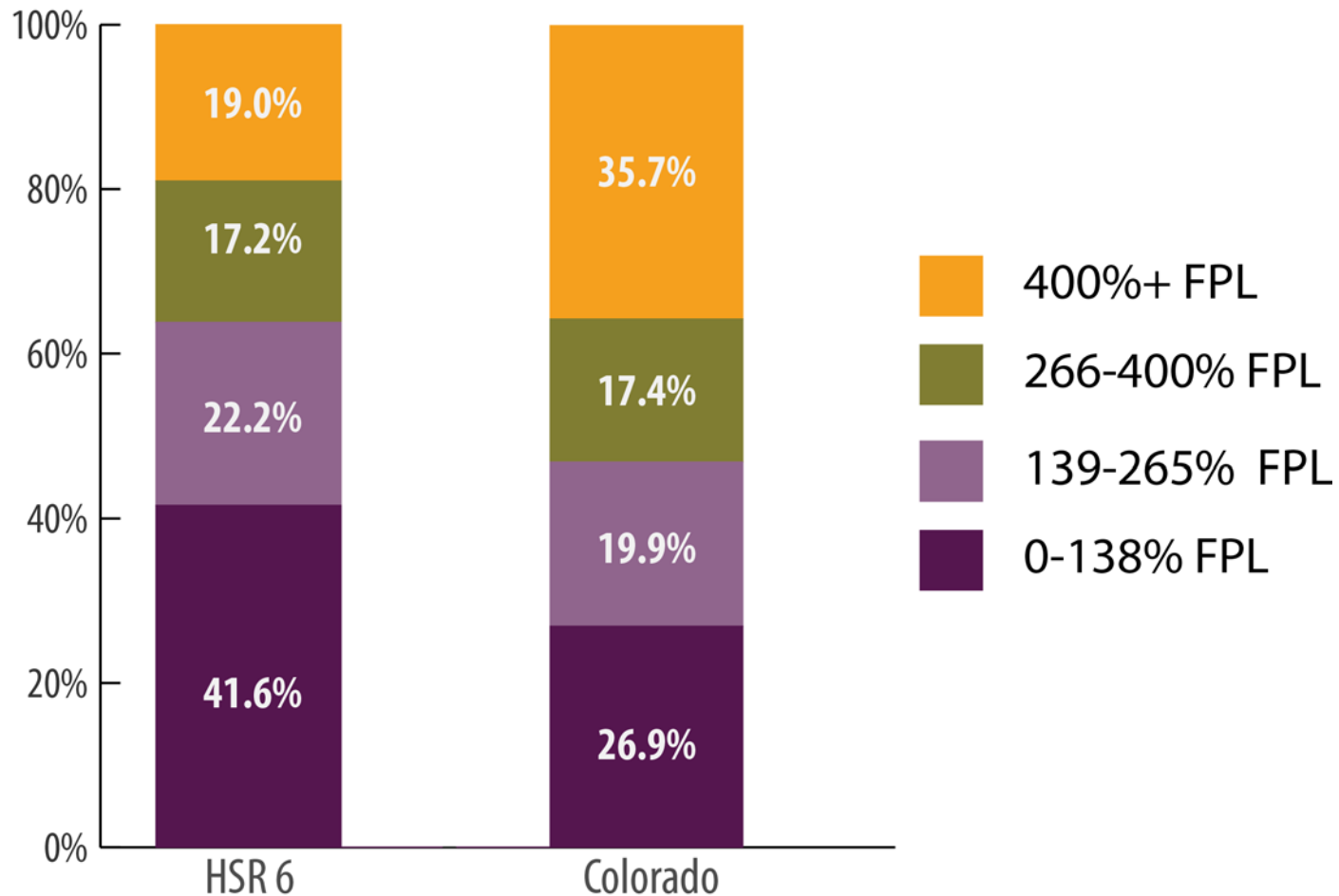
HSR 6: Race and Ethnicity



HSR 6: Income Levels



HSR 6: Income by Eligibility Categories for Health Insurance Coverage and Tax Credits



HSR 6: Unemployment

**Number Unemployed,
2013**

2,673

186,723

**Unemployment Rate,
2013**

8.2%

6.8%

■ = HSR 6

■ = Colorado



HSR 6: Education

**Public School Students
Eligible for Free and Reduced
School Lunch (K-12)**

64.1%

42.2%

**High School
Completion
Rate**

82.4%

79.6%

■ = HSR 6 ■ = Colorado





Health Data Profile:
Health Indicators

HSR 6: General Health Status

Percentage Reporting
Excellent/Very Good/Good
General Health Status

81.3%
86.9%

Percentage Reporting
Fair/Poor
General Health Status

18.7%
13.1%

■ = HSR 6 ■ = Colorado



HSR 6: Health Behaviors



Adults 18+ Binge Drinking*



Children 5-14 Physically Active 60+ Minutes per day for Past 7 Days



Adults 18+ with Adequate Physical Activity**



Age 18+ Year Old Smokers

HSR 6

12.7%

NA

44.9%

17.9%

Colorado

18.5%

49.6%

59.5%

17.7%

* Percentage of adults who reported binge drinking (males 5+/females 4+ drinks) on one occasion in past 30 days.

** Percentage of adults aged 18+ years who participated in 150+ minutes of moderate or 75+ minutes of vigorous aerobic physical activity per week.



HSR 6: Child Obesity

Children 2-14 Who Are Overweight or Obese



HSR 6: Adult Obesity

Adults 18+ Who Are Obese



HSR 6: Health Outcomes

	HSR 6	Colorado
Percent Births With Low Birthweight	9.6%	8.8%
Teen Birth Rate (15-17, per 1,000 Women)	29.9	14.4
Adults 18+ Screened by Physician and Told They Have High Blood Cholesterol	41.1%	34.8%
Adults 18+ Told by Physician They Have High Blood Pressure	36.4%	26.3%



HSR 6: Food Access Indicators

Children 1-14 Who
Ate Fruit 2+ Times
and Veggies 3+
Times per Day

Children 1-14 Who
Ate Fast Food 1+
Times in Past Week

Adults 18+ Who Ate
Fast Food 1+ Times
in Past Week

Agree/Strongly Agree
it is Easy to Purchase
Healthy Foods in
Neighborhood

HSR 6

6.4%

71.2%

67.3%

73.6%

Colorado

10.9%

65.9%

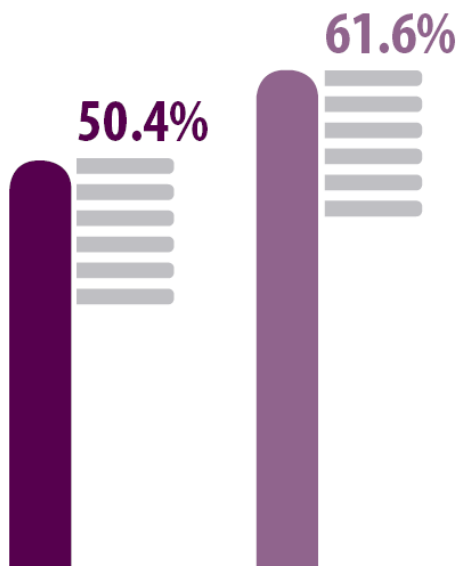
64.4%

86.6%



HSR 6: Oral Health

Percentage Who Have Dental Insurance



Percentage Reporting Excellent/Very Good/Good Oral Health



■ = HSR 6

■ = Colorado



HSR 6: Mental Health

**Percentage Reporting
Poor Mental Health***

5.7%
10.6%

**Percentage Did Not
Get Mental Health
Care When Needed****

7.2%
7.8%

■ = HSR 6 ■ = Colorado

*Poor mental health includes eight or more days of stress, depression, and problems with emotions.

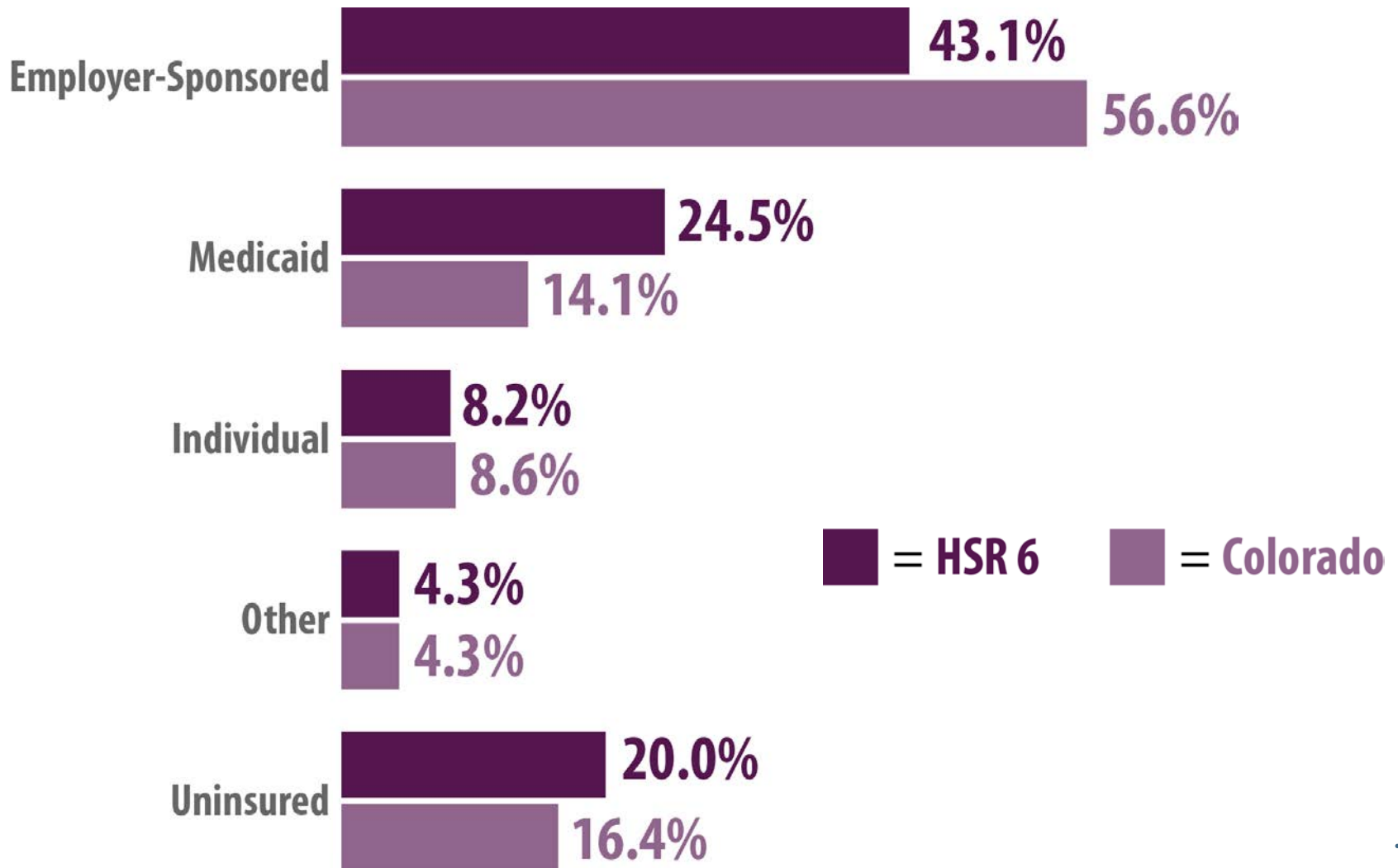
**In the past 12 months



Health Data Profile:

Insurance and Access

HSR 6: Health Insurance Types, 2012

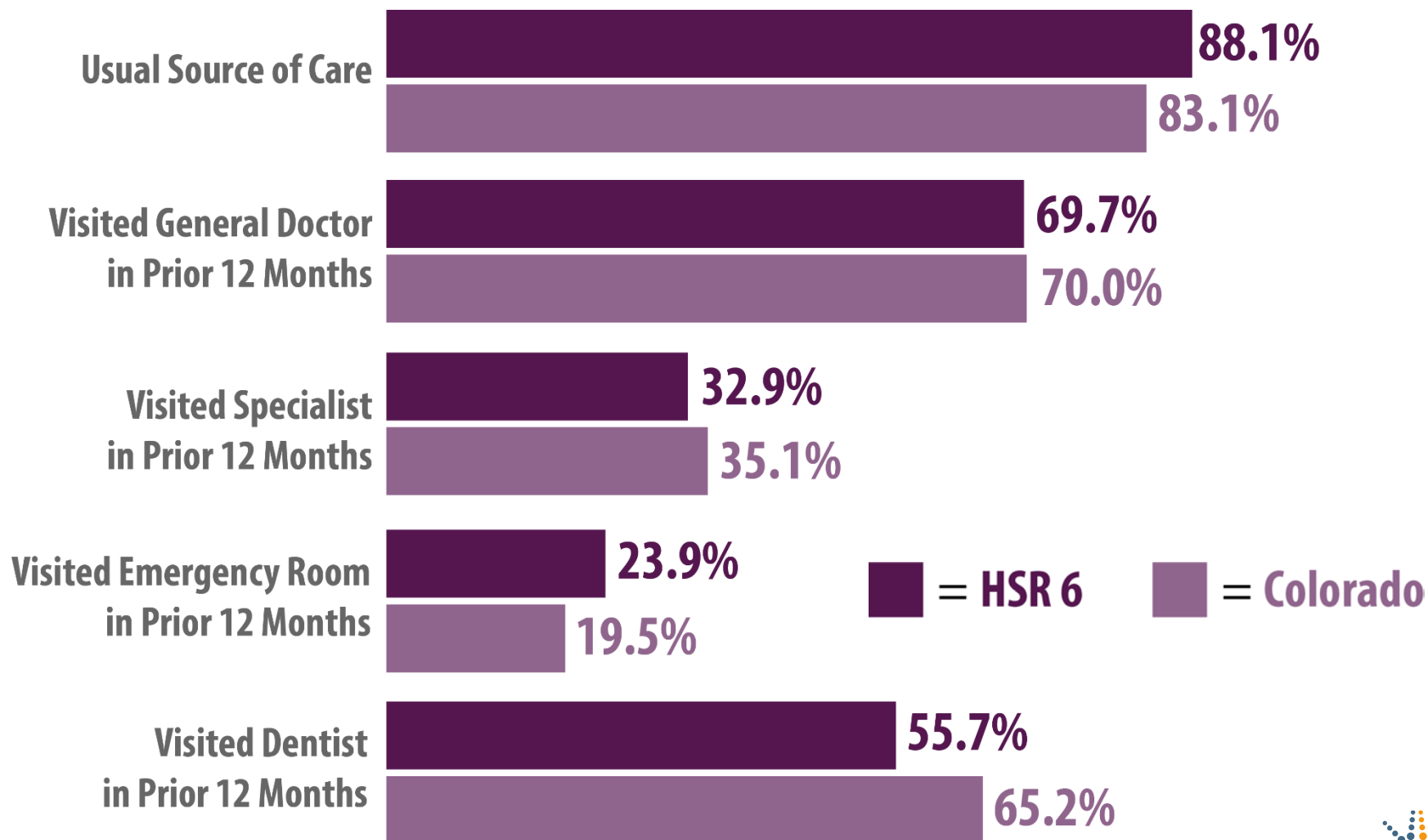


HSR 6: Eligible But Not Enrolled In Public Insurance Programs

	HSR 6	Colorado
Children (0-18) Eligible But Not Enrolled in Medicaid	8.7%	11.5%
Children (0-18) Eligible But Not Enrolled in CHP+	31.2%	30.6%
Adults (19-64) Eligible But Not Enrolled in Medicaid	18.8%	26.1%



HSR 6: Access to Care



HSR 6: Health Care Workforce (Rate per 1,000 Residents)

Practicing Primary Care Physicians

43 (0.6)

3,332 (0.6)

Active Licensed Physician Assistants

14 (0.2)

2,411 (0.4)

Active Licensed Nurse Practitioners

38 (0.5)

3,142 (0.6)

Active Licensed Dentists

20 (0.3)

3,880 (0.7)

 = HSR 6  = Colorado



Data Highlights: Region 6



One of three families have **incomes** below the federal poverty level.



The **high school graduation rate** is above the state average.



Teens are having babies at twice the state average.





colorado health
INSTITUTE

www.coloradohealthinstitute.org

@COHealthInst

facebook.com/coloradohealthinstitute