

Local Data, Local Health

Cheyenne, Elbert, Kit Carson
and Lincoln Counties

October 2014



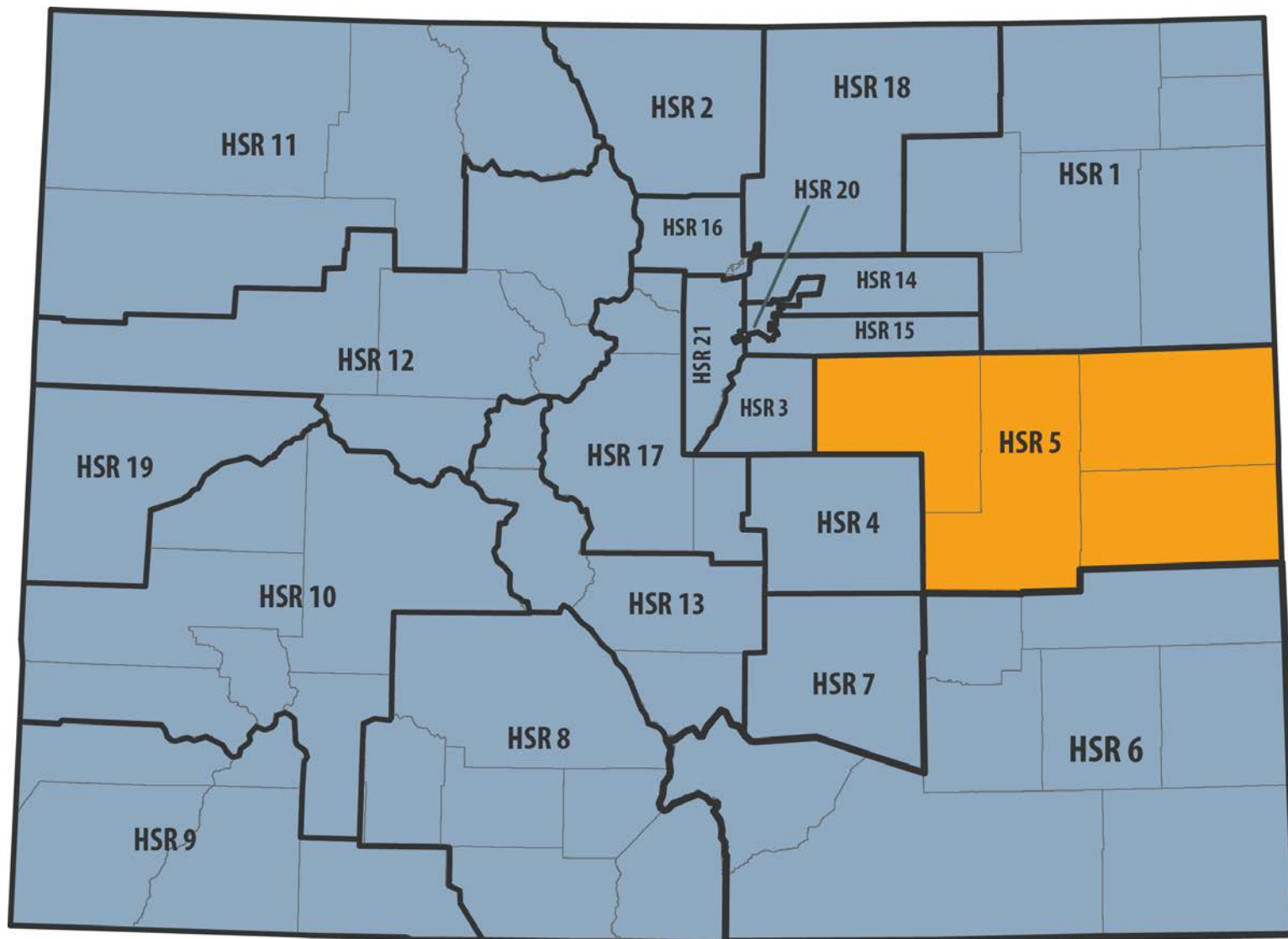
colorado health
INSTITUTE

Community Data for Community Members

- **Dive Into the Details:**
Snapshots of a region's health.
- **Use Our Data:**
These graphics are ready for your presentations, reports, grant applications, tweets and other needs.
- **Get More Information:**
Contact the Colorado Health Institute. You can reach us by phone, email or social media.



Colorado's 21 Health Statistics Regions



Data Highlights: Region 5



The **population** is growing more than twice as fast as the state population.



Adults have a below-average rate of **smoking**.



Fewer than half of residents reported having **dental insurance**.



Health Data Profile:

Demographics

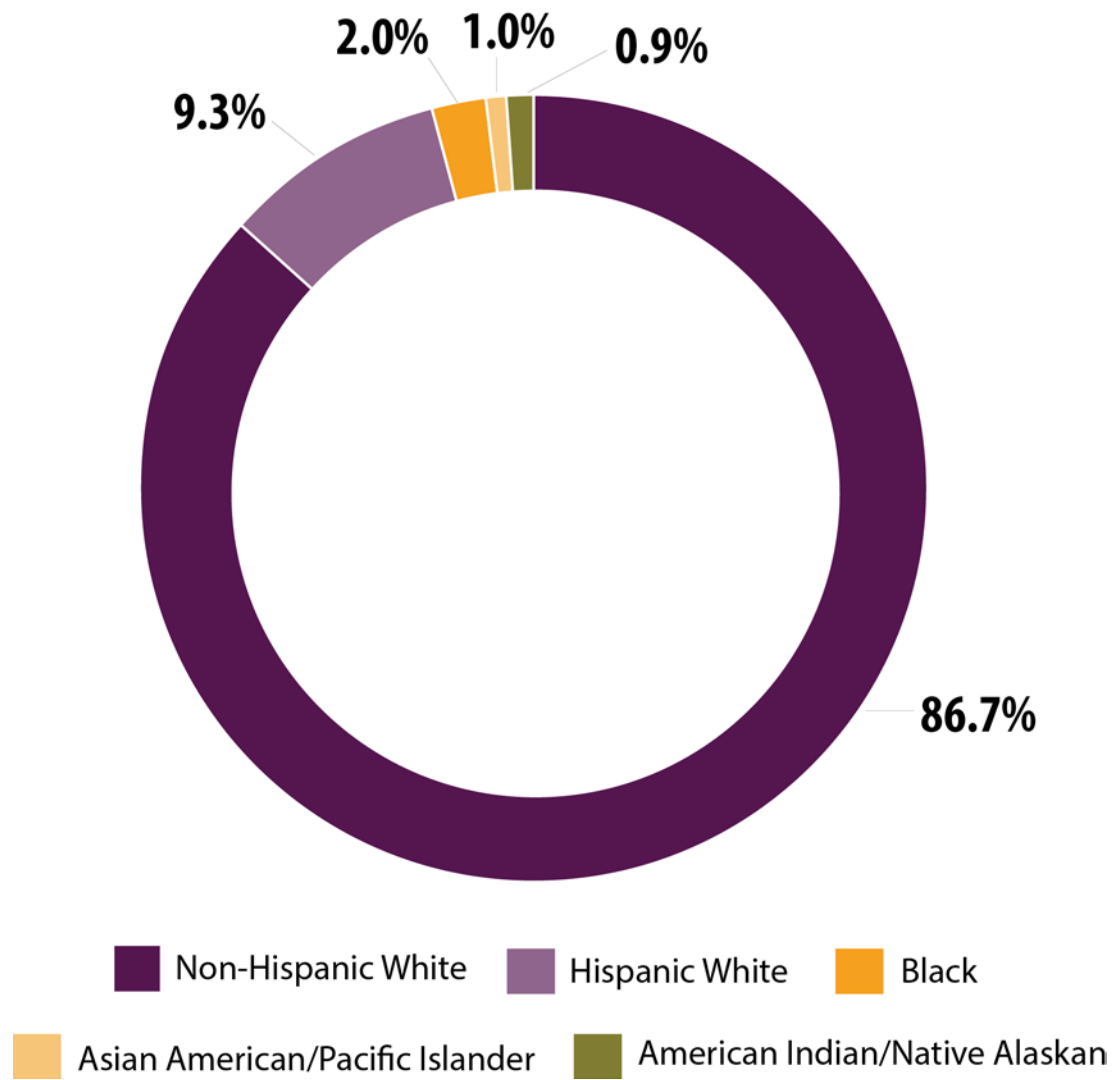
HSR 5: Population

	Population in 2014	Projected 2020 Population	Average Annual Growth Rate
All Ages	40,397	52,615	4.5%
	5,363,689	5,946,128	1.7%
Ages 0-18	9,254	12,456	5.1%
	1,345,196	1,464,674	1.4%
Ages 19-64	25,305	32,152	4.1%
	3,334,972	3,577,370	1.2%
Ages 65+	5,838	8,006	5.4%
	683,521	904,084	4.8%

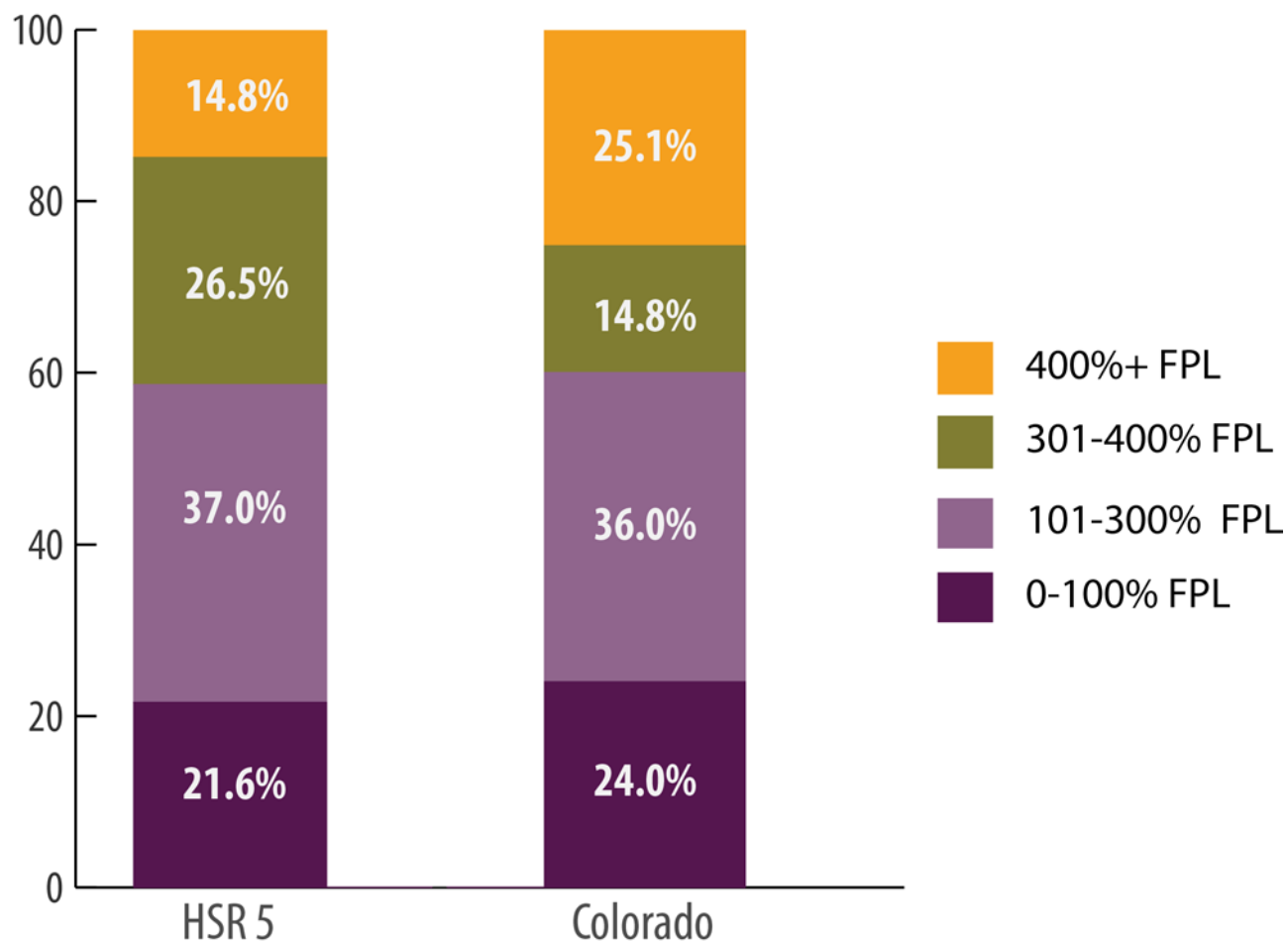
= HSR 5
 = Colorado



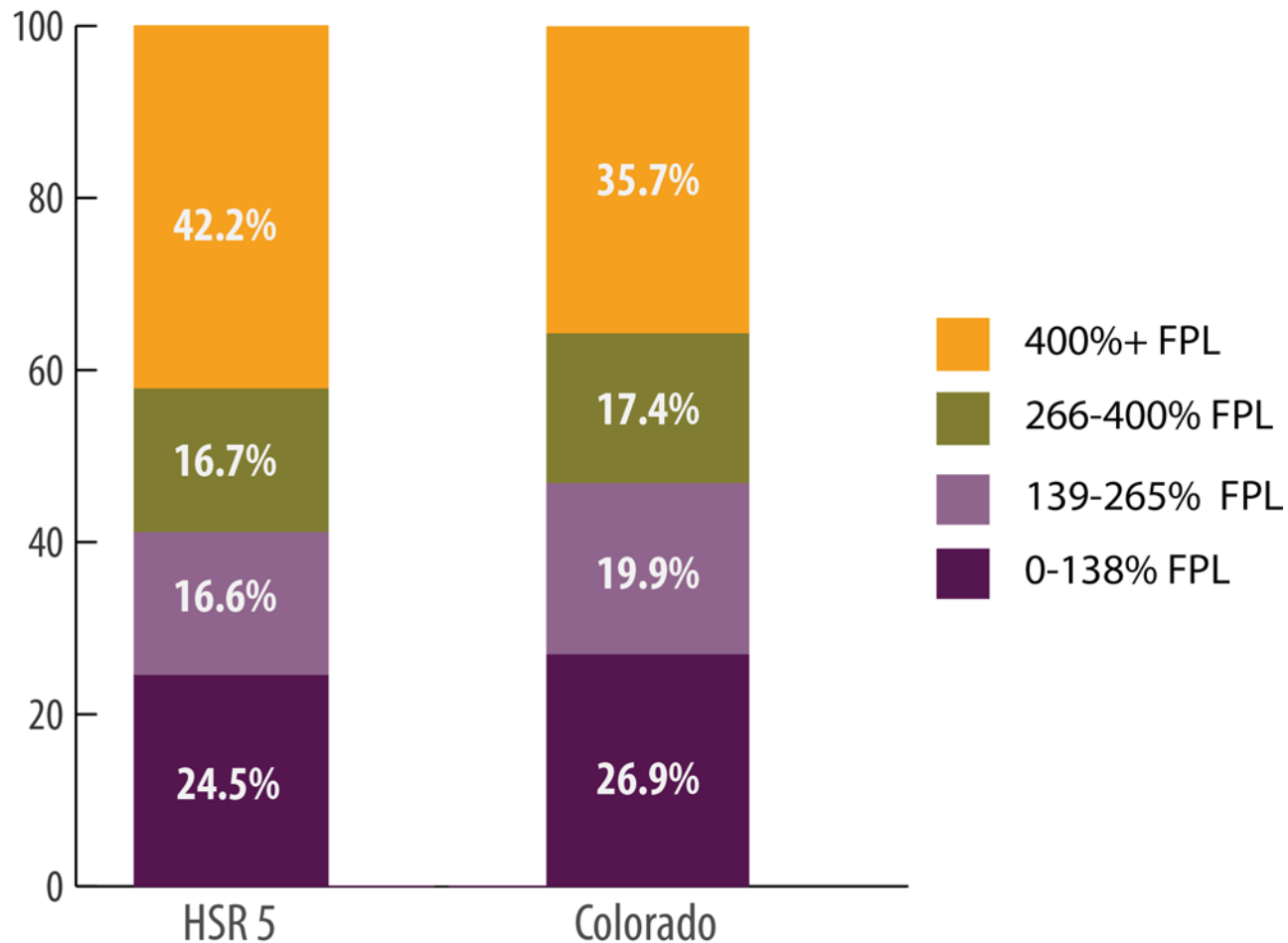
HSR 5: Race and Ethnicity



HSR 5: Income Levels



HSR 5: Income by Eligibility Categories for Health Insurance Coverage and Tax Credits



HSR 5: Unemployment

**Number Unemployed,
2013**

1,104
186,723

**Unemployment Rate,
2013**

5.2%
6.8%

■ = HSR 5

■ = Colorado



HSR 5: Education

**Public School Students
Eligible for Free and Reduced
School Lunch (K-12)**

35.4%

42.2%

**High School
Completion
Rate**

89.1%

79.6%

■ = HSR 5 ■ = Colorado





Health Data Profile:
Health Indicators

HSR 5: General Health Status

Percentage Reporting
Excellent/Very Good/Good
General Health Status

90.0%
86.9%

Percentage Reporting
Fair/Poor
General Health Status

10.0%
13.1%

■ = HSR 5 ■ = Colorado



HSR 5: Health Behaviors



Adults 18+ Binge Drinking*



Children 5-14 Physically Active 60+ Minutes per day for Past 7 Days



Adults 18+ with Adequate Physical Activity**



Age 18+ Year Old Smokers

HSR 5

18.4%

47.7%

54.1%

14.7%

Colorado

18.5%

49.6%

59.5%

17.7%

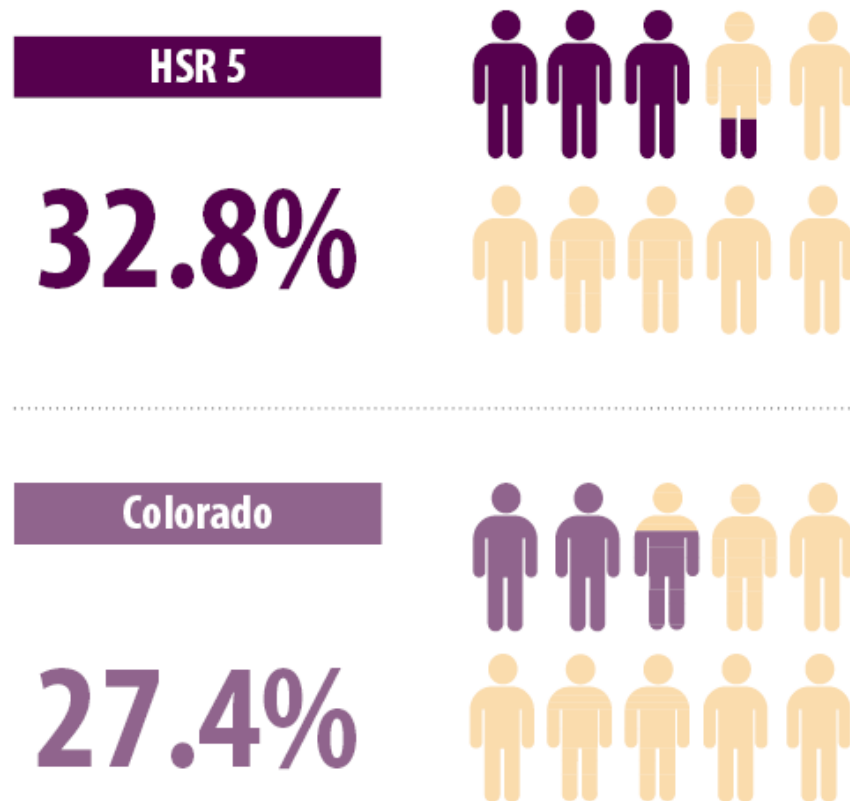
* Percentage of adults who reported binge drinking (males 5+/females 4+ drinks) on one occasion in past 30 days.

** Percentage of adults aged 18+ years who participated in 150+ minutes of moderate or 75+ minutes of vigorous aerobic physical activity per week.



HSR 5: Child Obesity

Children 2-14 Who Are Overweight or Obese



HSR 5: Adult Obesity

Adults 18+ Who Are Obese

HSR 5

24.9%



Colorado

21.3%



HSR 5: Health Outcomes

	HSR 5	Colorado
Percent Births With Low Birthweight	9.2%	8.8%
Teen Birth Rate (15-17, per 1,000 Women)	5.9	14.4
Adults 18+ Screened by Physician and Told They Have High Blood Cholesterol	44.5%	34.8%
Adults 18+ Told by Physician They Have High Blood Pressure	31.8%	26.3%



HSR 5: Food Access Indicators

Children 1-14 Who
Ate Fruit 2+ Times
and Veggies 3+
Times per Day

Children 1-14 Who
Ate Fast Food 1+
Times in Past Week

Adults 18+ Who Ate
Fast Food 1+ Times
in Past Week

Agree/Strongly Agree
it is Easy to Purchase
Healthy Foods in
Neighborhood

HSR 5

8.2%

68.1%

68.4%

76.1%

Colorado

10.9%

65.9%

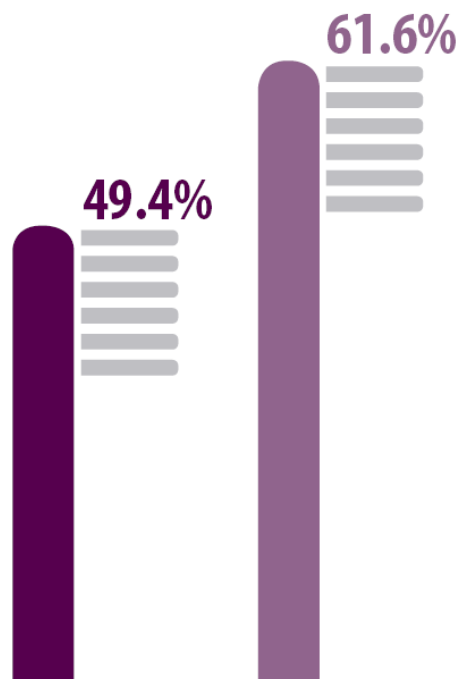
64.4%

86.6%

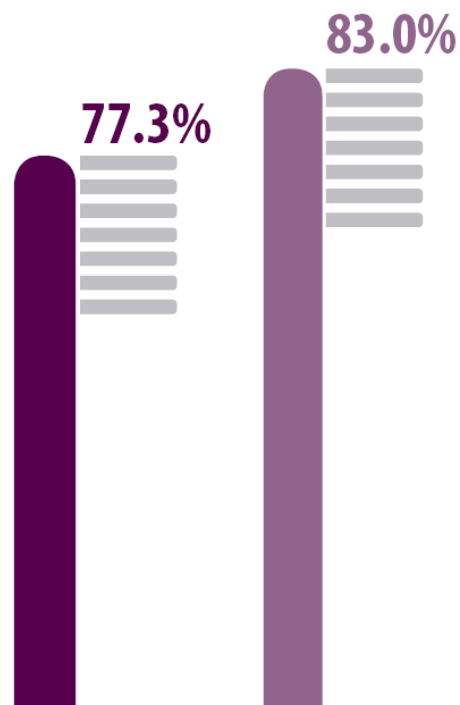


HSR 5: Oral Health

Percentage Who Have Dental Insurance



Percentage Reporting Excellent/Very Good/Good Oral Health



■ = HSR 5

■ = Colorado



HSR 5: Mental Health

**Percentage Reporting
Poor Mental Health***

4.7%
10.6%

**Percentage Did Not
Get Mental Health
Care When Needed****

9.0%
7.8%

■ = HSR 5 ■ = Colorado

*Poor mental health includes eight or more days of stress, depression, and problems with emotions.

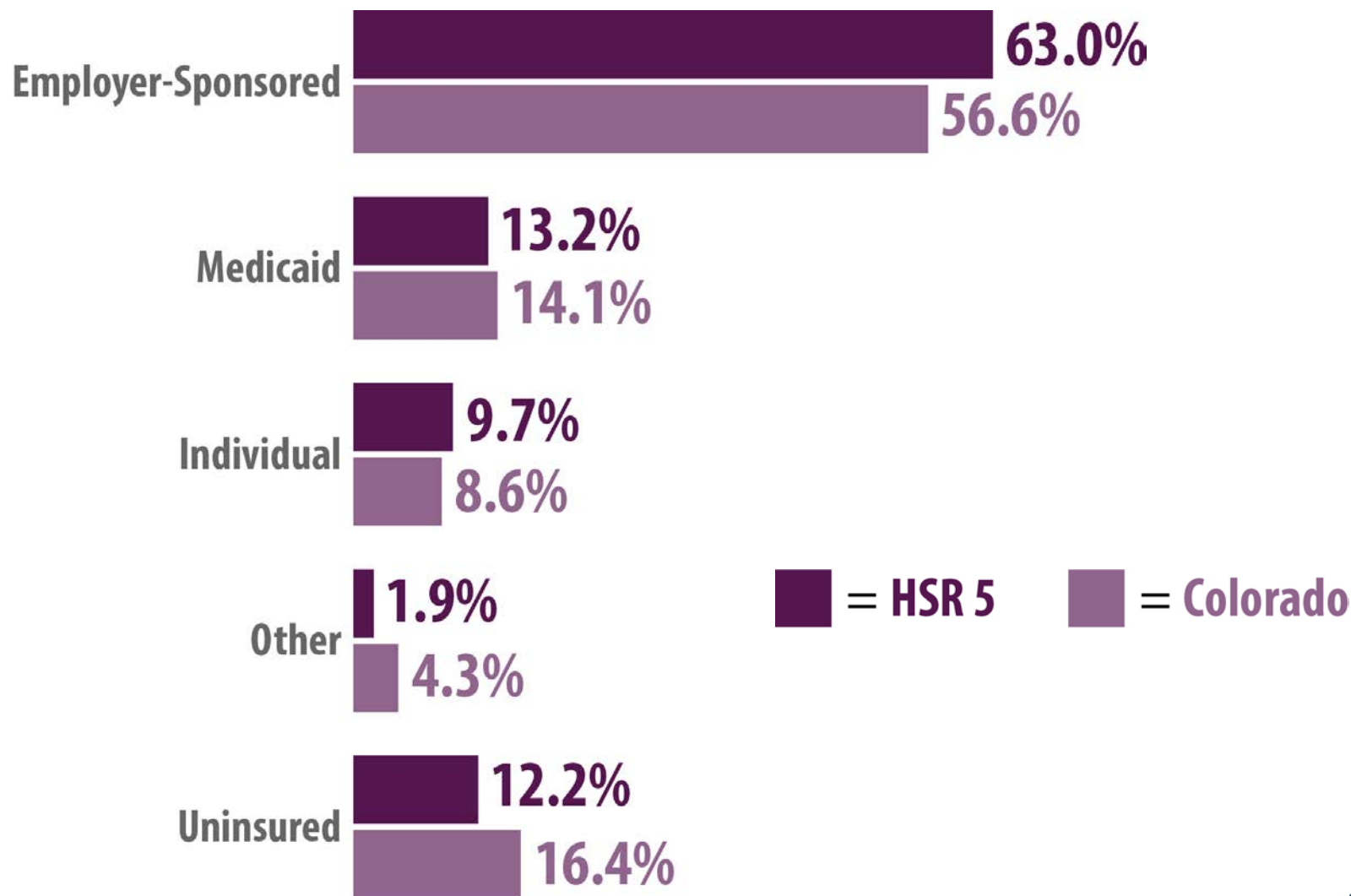
**In the past 12 months



Health Data Profile:

Insurance and Access

HSR 5: Health Insurance Types, 2012

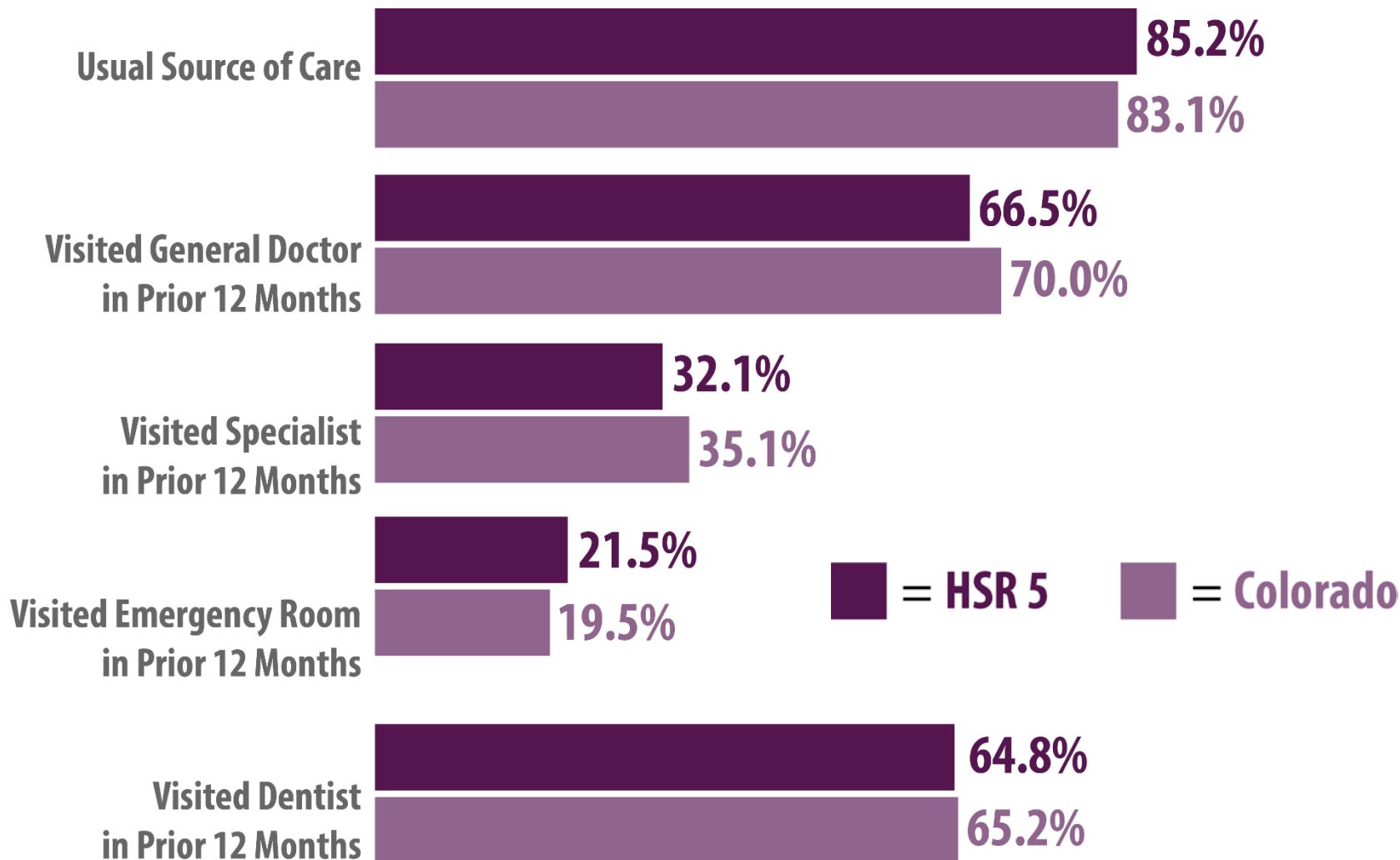


HSR 5: Eligible But Not Enrolled In Public Insurance Programs

	HSR 5	Colorado
Children (0-18) Eligible But Not Enrolled in Medicaid	9.5%	11.5%
Children (0-18) Eligible But Not Enrolled in CHP+	24.9%	30.6%
Adults (19-64) Eligible But Not Enrolled in Medicaid	24.0%	26.1%



HSR 5: Access to Care



HSR 5: Health Care Workforce (Rate per 1,000 Residents)

Practicing Primary Care Physicians

11 (0.3)
3,332 (0.6)

Active Licensed Physician Assistants

7 (0.2)
2,411 (0.4)

Active Licensed Nurse Practitioners

19 (0.5)
3,142 (0.6)

Active Licensed Dentists

10 (0.2)
3,880 (0.7)

 = HSR 5  = Colorado



Data Highlights: Region 5



The **population** is growing more than twice as fast as the state population.



Adults have a below-average rate of **smoking**.



Fewer than half of residents reported having **dental insurance**.





colorado health
INSTITUTE

www.coloradohealthinstitute.org

@COHealthInst

facebook.com/coloradohealthinstitute