

# Local Data, Local Health

Jefferson County

October 2014

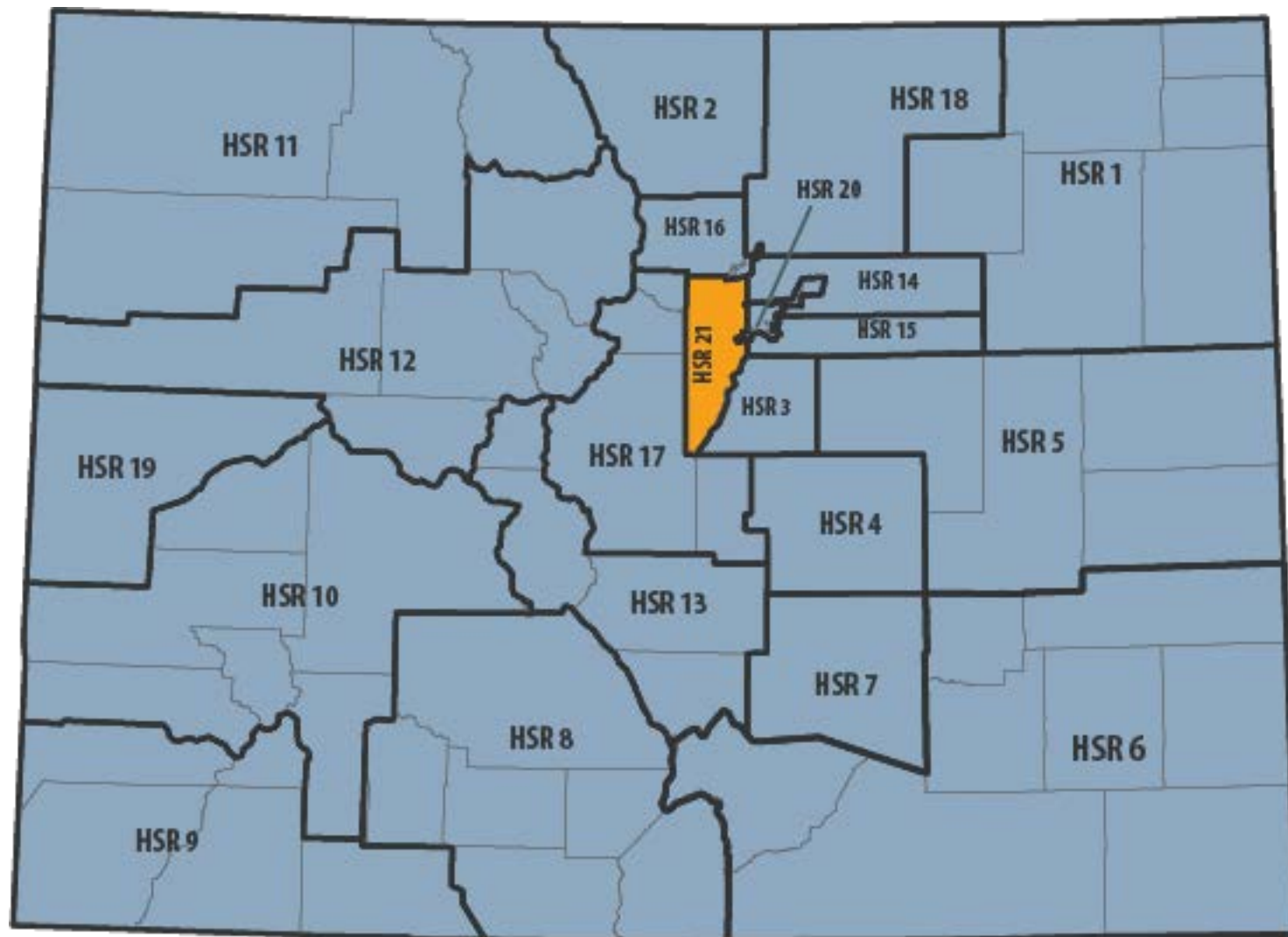


# Community Data for Community Members

- **Dive Into the Details:**  
Snapshots of a region's health.
- **Use Our Data:**  
These graphics are ready for your presentations, reports, grant applications, tweets, and other needs.
- **Get More Information:**  
Contact the Colorado Health Institute. You can reach us by phone, email or social media.



# Colorado's 21 Health Statistics Regions



# Data Highlights: Region 21



**Seniors** are the fastest growing age population.



Adult **binge drink** at above-average rates.



Both adults and children have below-average rates of **obesity**.



Health Data Profile:

# *Demographics*

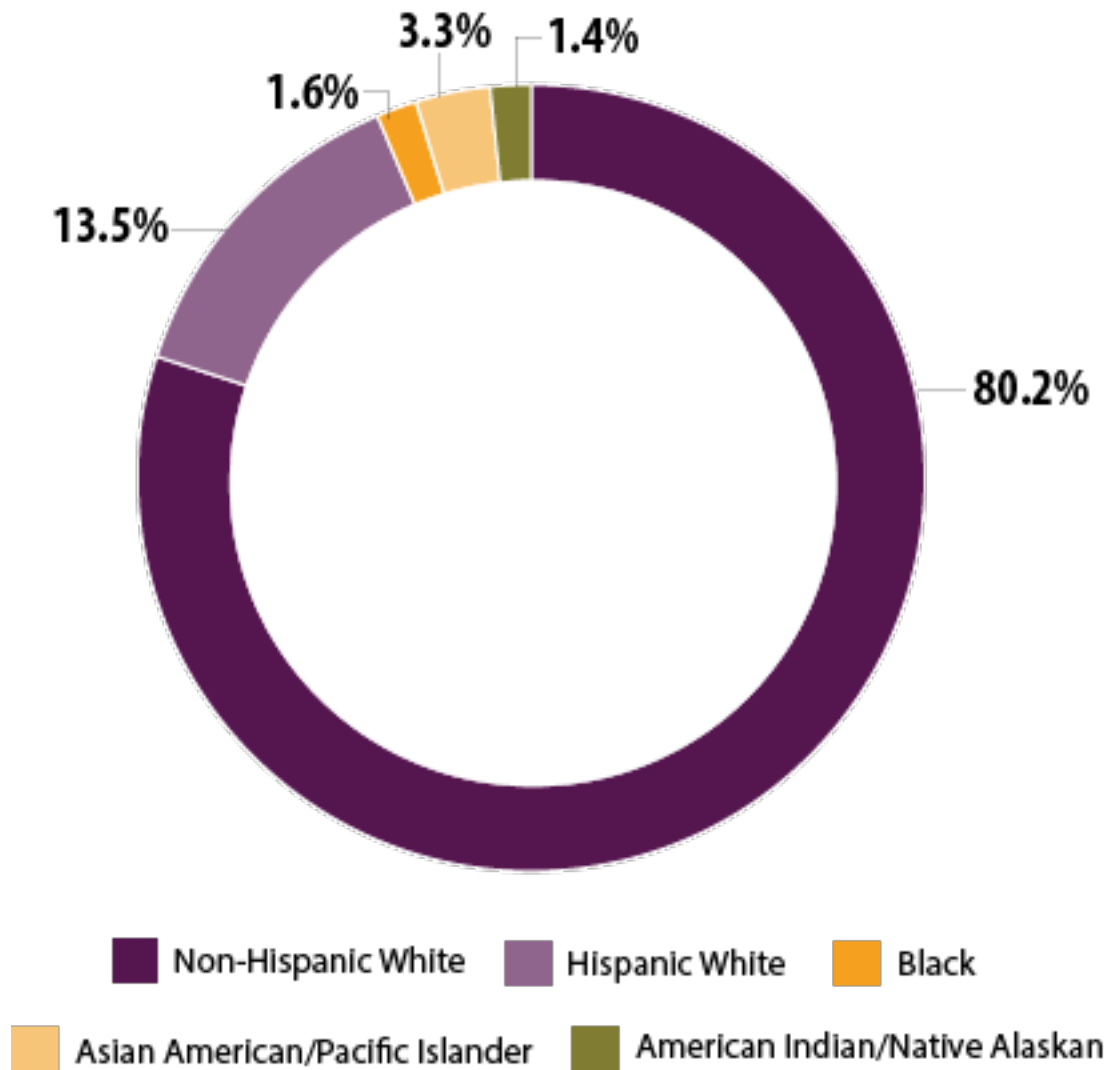
# HSR 21: Population

	Population in 2014	Projected 2020 Population	Average Annual Growth Rate
<b>All Ages</b>	<b>552,493</b>	<b>579,660</b>	<b>0.8%</b>
	5,363,689	5,946,128	1.7%
<b>Ages 0-18</b>	<b>123,228</b>	<b>125,303</b>	<b>0.3%</b>
	1,345,196	1,464,674	1.4%
<b>Ages 19-64</b>	<b>345,845</b>	<b>344,125</b>	<b>-0.1%</b>
	3,334,972	3,577,370	1.2%
<b>Ages 65+</b>	<b>83,420</b>	<b>110,231</b>	<b>4.8%</b>
	683,521	904,084	4.8%

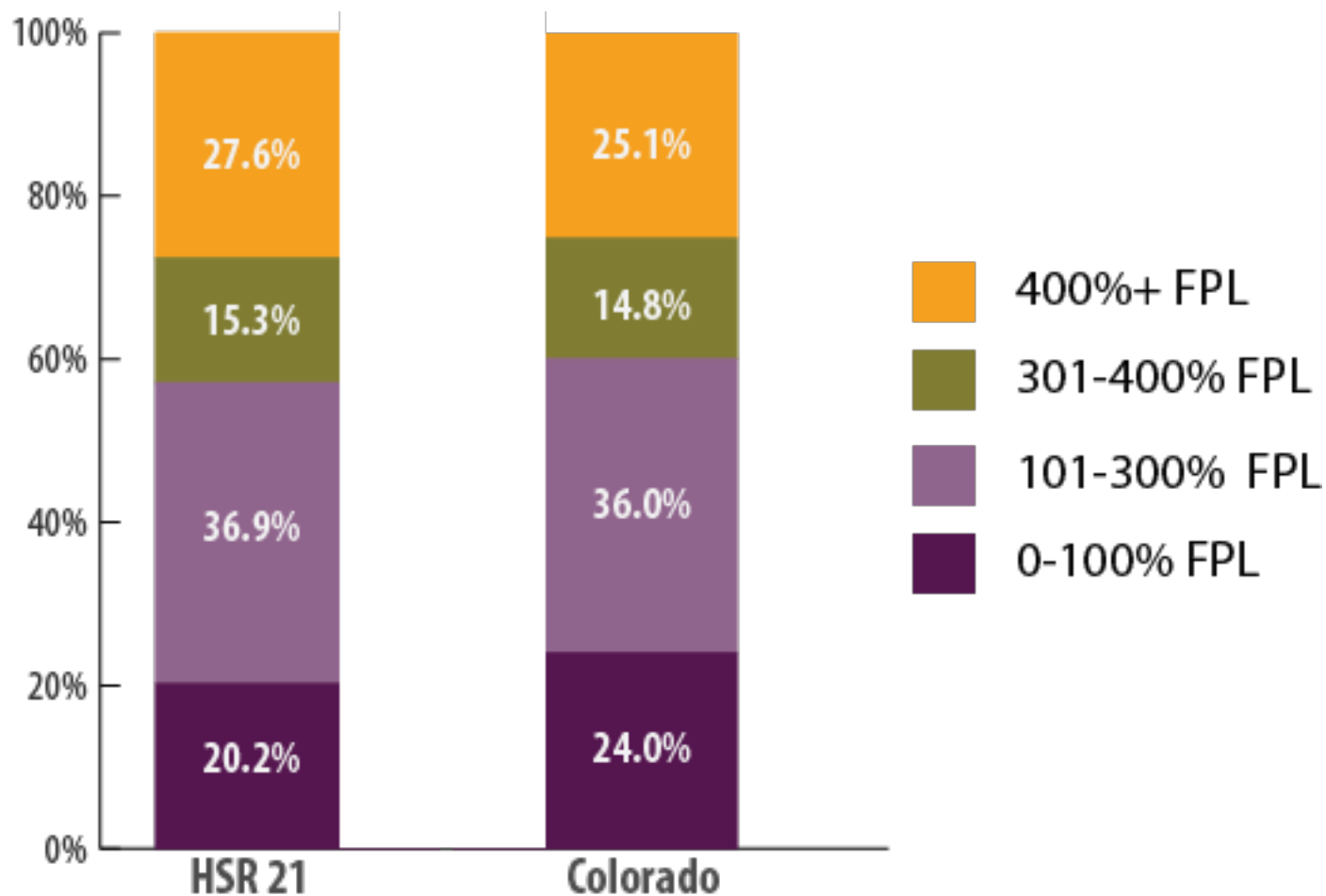
■ = HSR 21   ■ = Colorado



# HSR 21: Race and Ethnicity

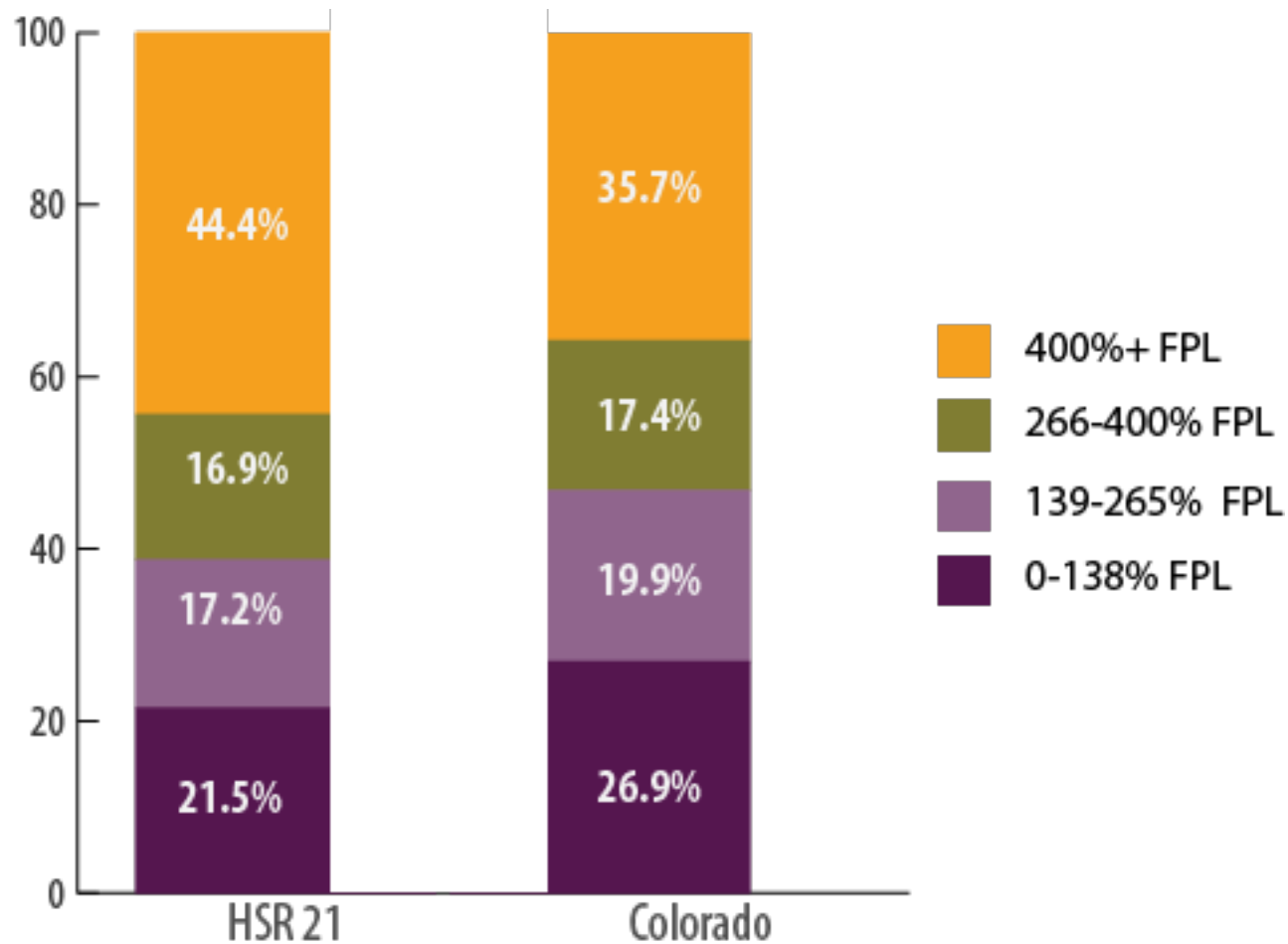


# HSR 21: Income Levels





# HSR 21: Income by Eligibility Categories for Health Insurance Coverage and Tax Credits



# HSR 21: Unemployment

Number Unemployed,  
2013

**19,292**

186,723

Unemployment Rate,  
2013

**6.3%**

6.8%

■ = HSR 21   ■ = Colorado



# HSR 21: Education

**Public School Students  
Eligible for Free and Reduced  
School Lunch (K-12)**

**33.8%**

42.2%

**High School  
Completion  
Rate**

**84.4%**

79.6%

■ = HSR 21   ■ = Colorado





Health Data Profile:  
*Health Indicators*

# HSR 21: General Health Status

**Percentage Reporting  
Excellent/Very Good/Good  
General Health Status**

**86.2%**

86.9%

**Percentage Reporting  
Fair/Poor  
General Health Status**

**13.8%**

13.1%

■ = HSR 21   ■ = Colorado



# HSR 21: Health Behaviors



Adults 18+ Binge Drinking\*



Children 5-14 Physically Active 60+ Minutes per day for Past 7 Days



Adults 18+ with Adequate Physical Activity\*\*



Age 18+ Year Old Smokers

**HSR 21**

**19.1%**

**34.7%**

**65.6%**

**15.1%**

**Colorado**

**18.5%**

**49.6%**

**59.5%**

**17.7%**

\* Percentage of adults who reported binge drinking (males 5+/females 4+ drinks) on one occasion in past 30 days.

\*\* Percentage of adults aged 18+ years who participated in 150+ minutes of moderate or 75+ minutes of vigorous aerobic physical activity per week.



# HSR 21: Child Obesity

## Children 2-14 Who Are Overweight or Obese



# HSR 21: Adult Obesity

## Adults 18+ Who Are Obese





# HSR 21: Health Outcomes

	HSR 21	Colorado
Percent Births With Low Birthweight	8.2%	8.8%
Teen Birth Rate (15-17, per 1,000 Women)	7.8	14.4
Adults 18+ Screened by Physician and Told They Have High Blood Cholesterol	34.5%	34.8%
Adults 18+ Told by Physician They Have High Blood Pressure	25.3%	26.3%



# HSR 21: Food Access Indicators

Children 1-14 Who  
Ate Fruit 2+ Times  
and Veggies 3+  
Times per Day

Children 1-14 Who  
Ate Fast Food 1+  
Times in Past Week

Adults 18+ Who Ate  
Fast Food 1+ Times  
in Past Week

Agree/Strongly Agree  
it is Easy to Purchase  
Healthy Foods in  
Neighborhood

**HSR 21**

**7.4%**

**73.0%**

**64.2%**

**93.2%**

**Colorado**

**10.9%**

**65.9%**

**64.4%**

**86.6%**



# HSR 21: Oral Health

## Percentage Who Have Dental Insurance



## Percentage Reporting Excellent/Very Good/Good Oral Health



■ = HSR 21   ■ = Colorado



# HSR 21: Mental Health

**Percentage Reporting  
Poor Mental Health\***

**10.2%**  
10.6%

**Percentage Did Not  
Get Mental Health  
Care When Needed\*\***

**9.6%**  
7.8%

■ = HSR 21   ■ = Colorado

\*Poor mental health includes eight or more days of stress, depression, and problems with emotions.

\*\*In the past 12 months

SOURCE: Colorado Health Access Survey, 2013

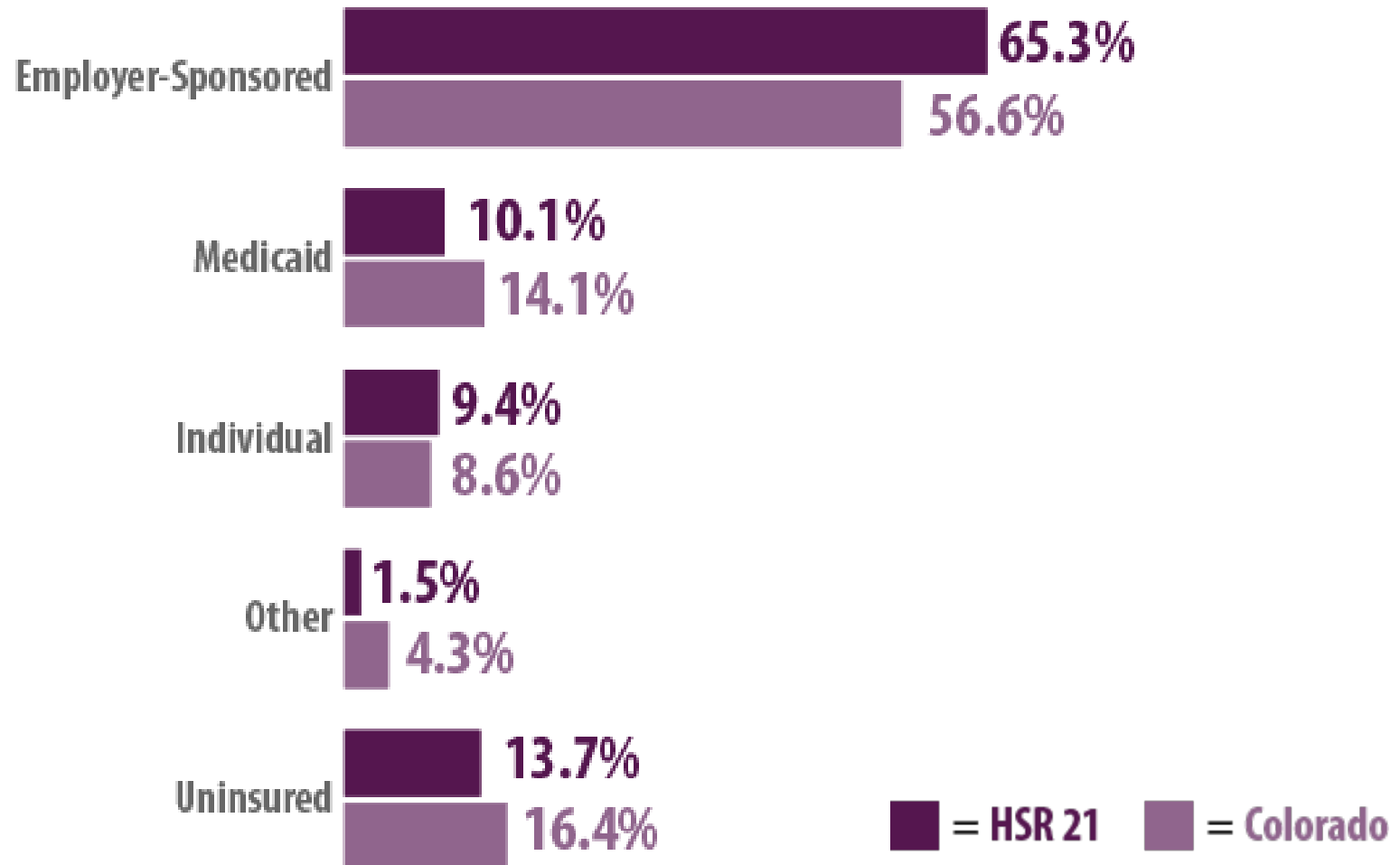




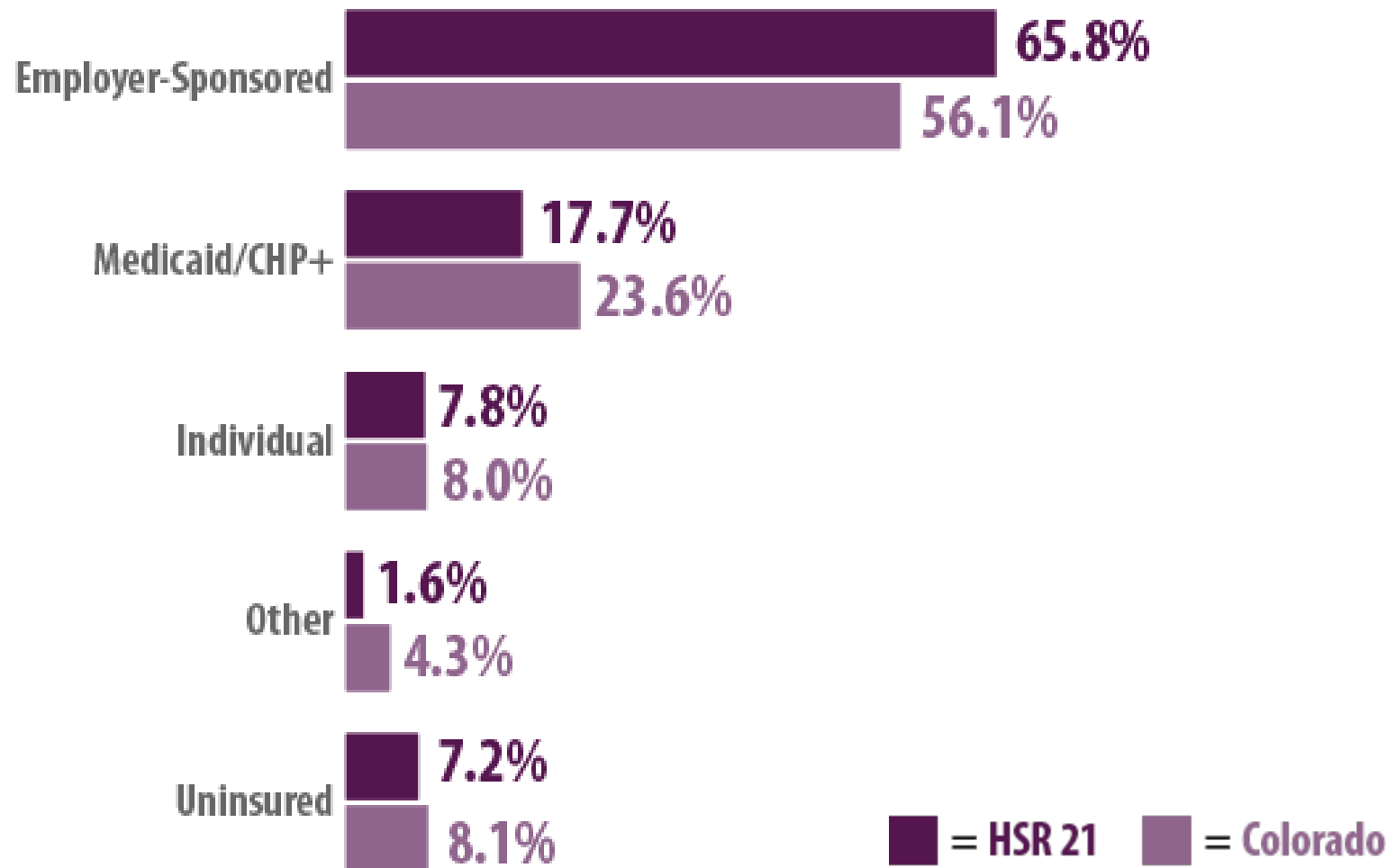
Health Data Profile:

# *Insurance and Access*

# HSR 21: Health Insurance Types, 2012



# HSR 21: Health Insurance Projections, 2016



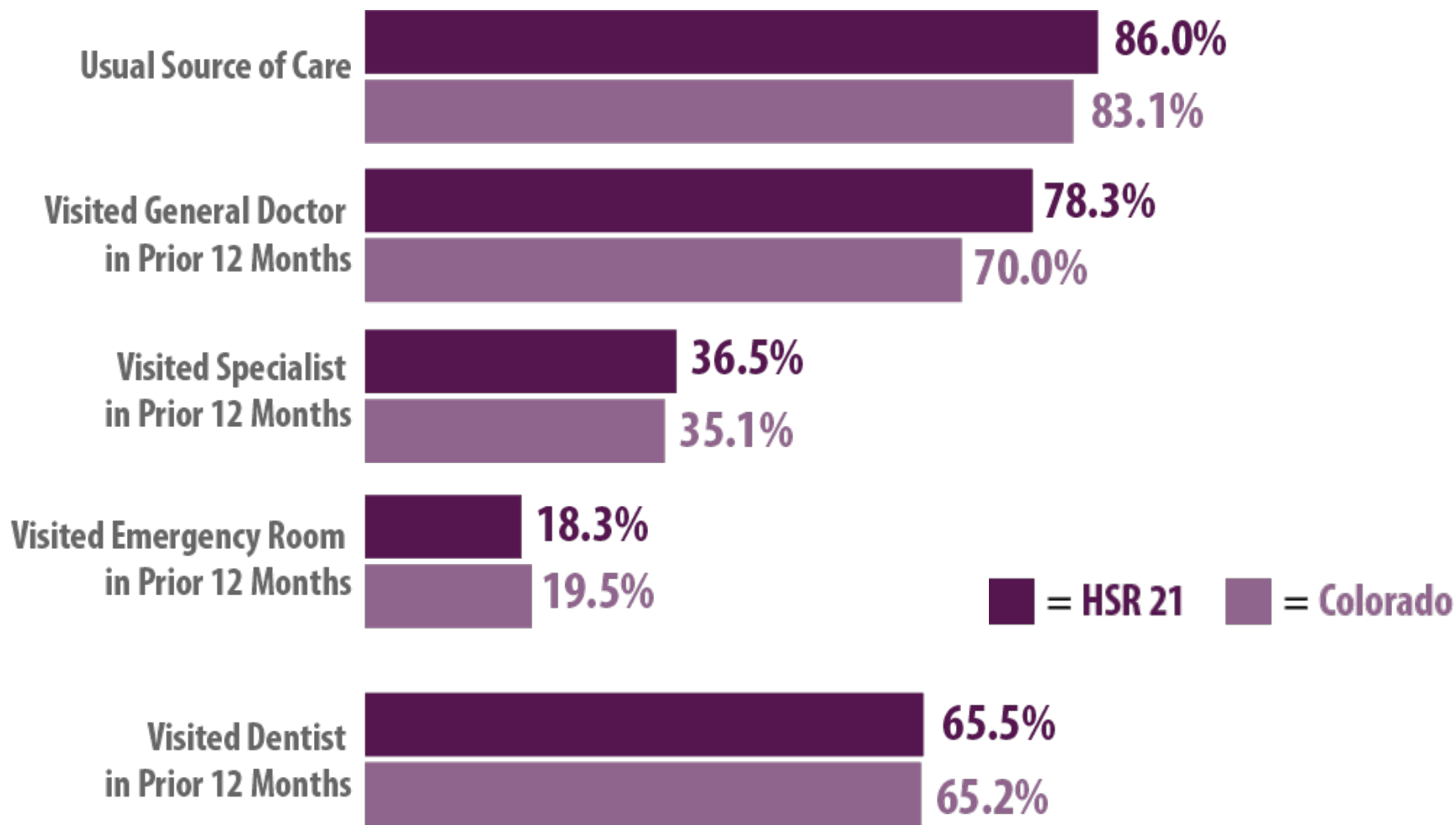
# HSR 21: Eligible But Not Enrolled In Public Insurance Programs

	HSR 21	Colorado
Children (0-18) Eligible But Not Enrolled In Medicaid	13.4%	11.5%
Children (0-18) Eligible But Not Enrolled In CHP+	25.2%	30.6%
Adults (19-64) Eligible But Not Enrolled In Medicaid	27.6%	26.1%





# HSR 21: Access to Care



# HSR 21: Health Care Workforce (Rate per 1,000 Residents)

## Practicing Primary Care Physicians

**331 (0.6)**

3,332 (0.6)

## Active Licensed Physician Assistants

**313 (0.6)**

2,411 (0.4)

## Active Licensed Nurse Practitioners

**400 (0.7)**

3,142 (0.6)

## Active Licensed Dentists

**448 (0.8)**

3,880 (0.7)

■ = HSR 21   ■ = Colorado



# Data Highlights: Region 21



**Seniors** are the fastest growing age population.



Adult **binge drink** at above-average rates.



Both adults and children have below-average rates of **obesity**.





colorado health  
INSTITUTE

[www.coloradohealthinstitute.org](http://www.coloradohealthinstitute.org)

@COHealthInst

facebook.com/coloradohealthinstitute