

Local Data, Local Health

Denver County

October 2014

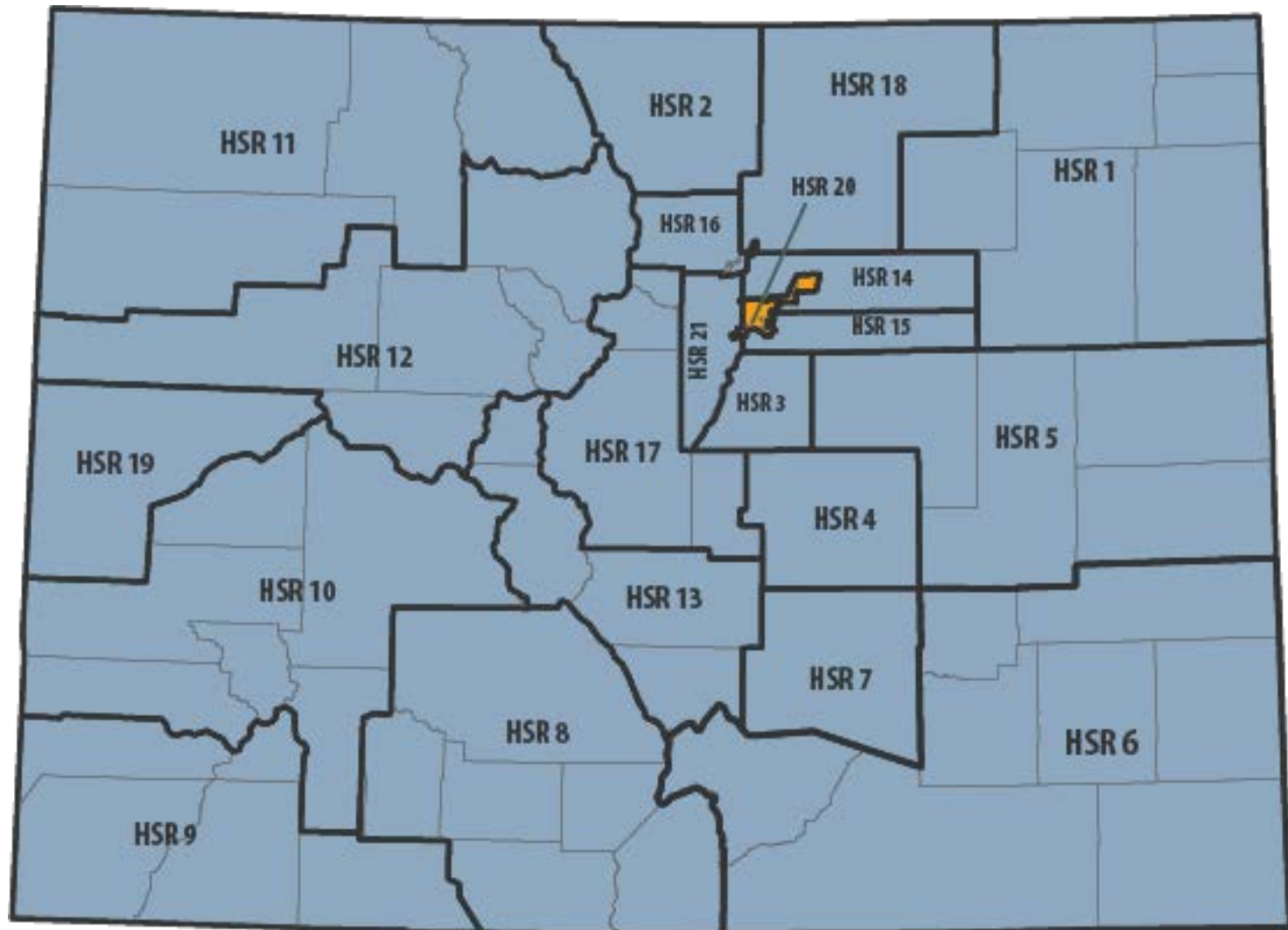


Community Data for Community Members

- **Dive Into the Details:**
Snapshots of a region's health.
- **Use Our Data:**
These graphics are ready for your presentations, reports, grant applications, tweets, and other needs.
- **Get More Information:**
Contact the Colorado Health Institute. You can reach us by phone, email or social media.



Colorado's 21 Health Statistics Regions



Data Highlights: Region 20



Nearly **three of four** public school students are eligible for free and reduced school lunches.



Kids eligible for Medicaid are enrolled at a higher rate than state average.



Forty percent of children are **overweight or obese**.



Health Data Profile:

Demographics

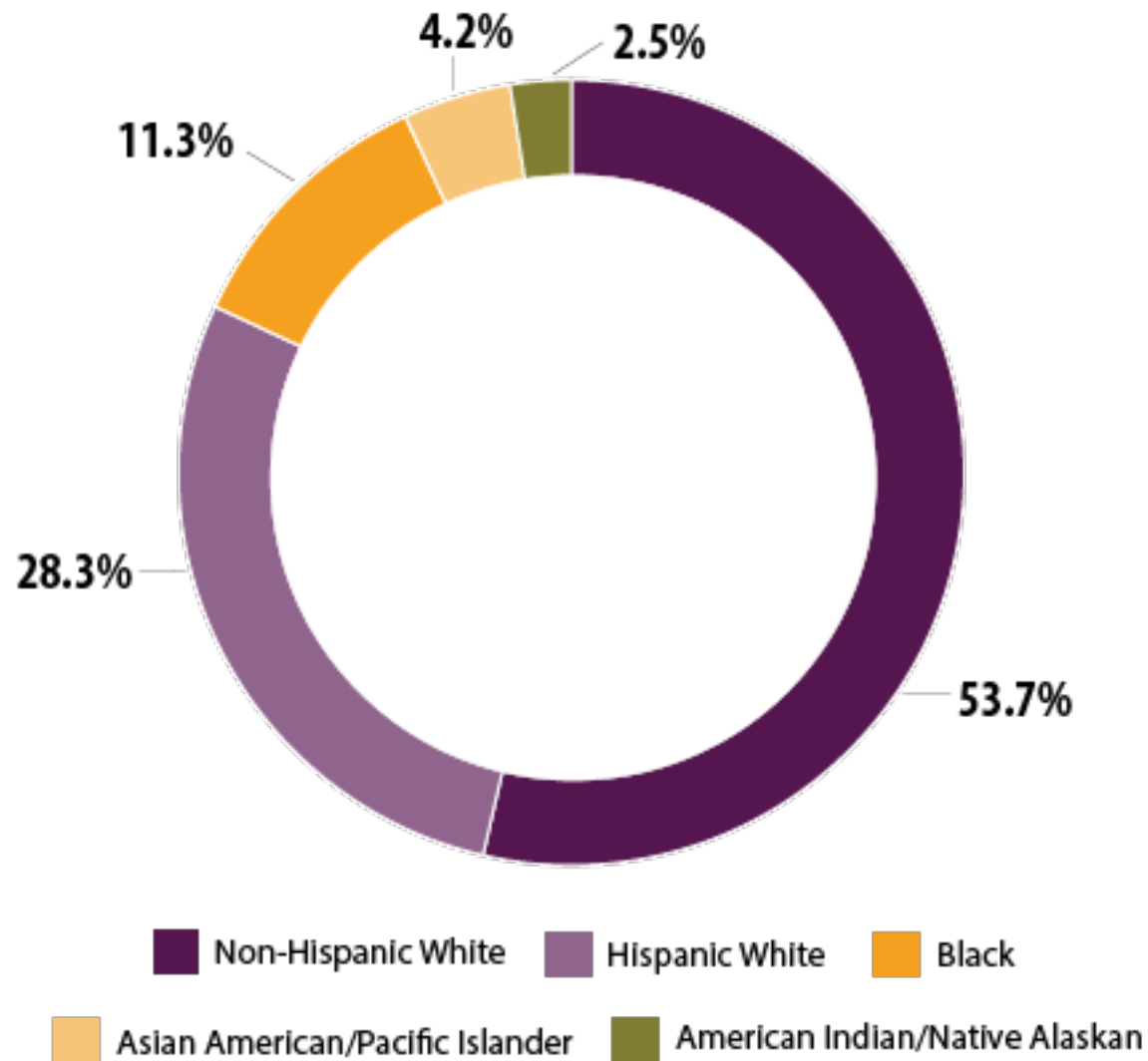
HSR 20: Population

	Population in 2014	Projected 2020 Population	Average Annual Growth Rate
All Ages	664,293	732,907	1.7%
	5,363,689	5,946,128	1.7%
Ages 0-18	154,854	178,087	2.4%
	1,345,196	1,464,674	1.4%
Ages 19-64	434,475	461,596	1.0%
	3,334,972	3,577,370	1.2%
Ages 65+	74,964	93,224	3.7%
	683,521	904,084	4.8%

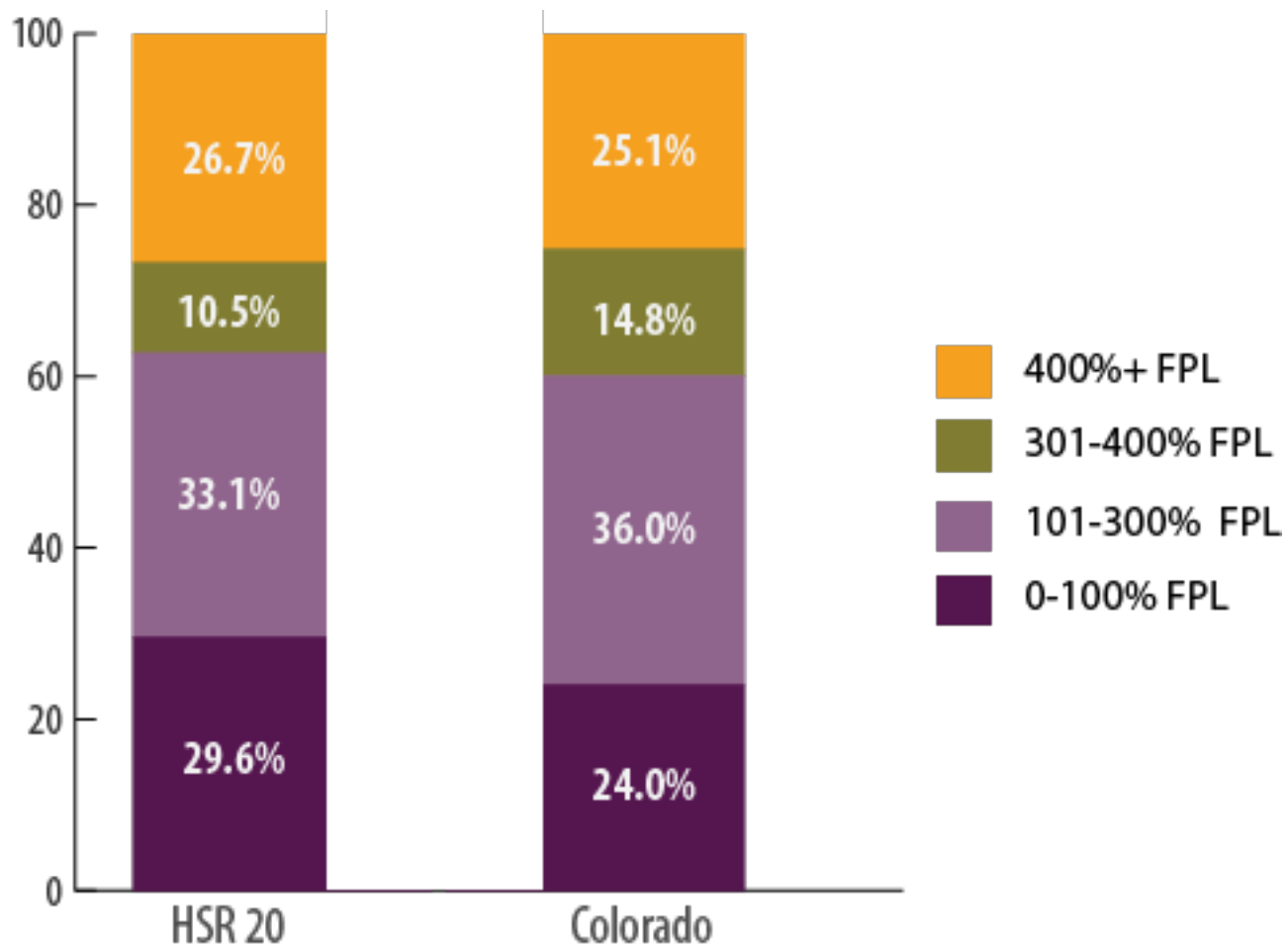
= HSR 20
 = Colorado



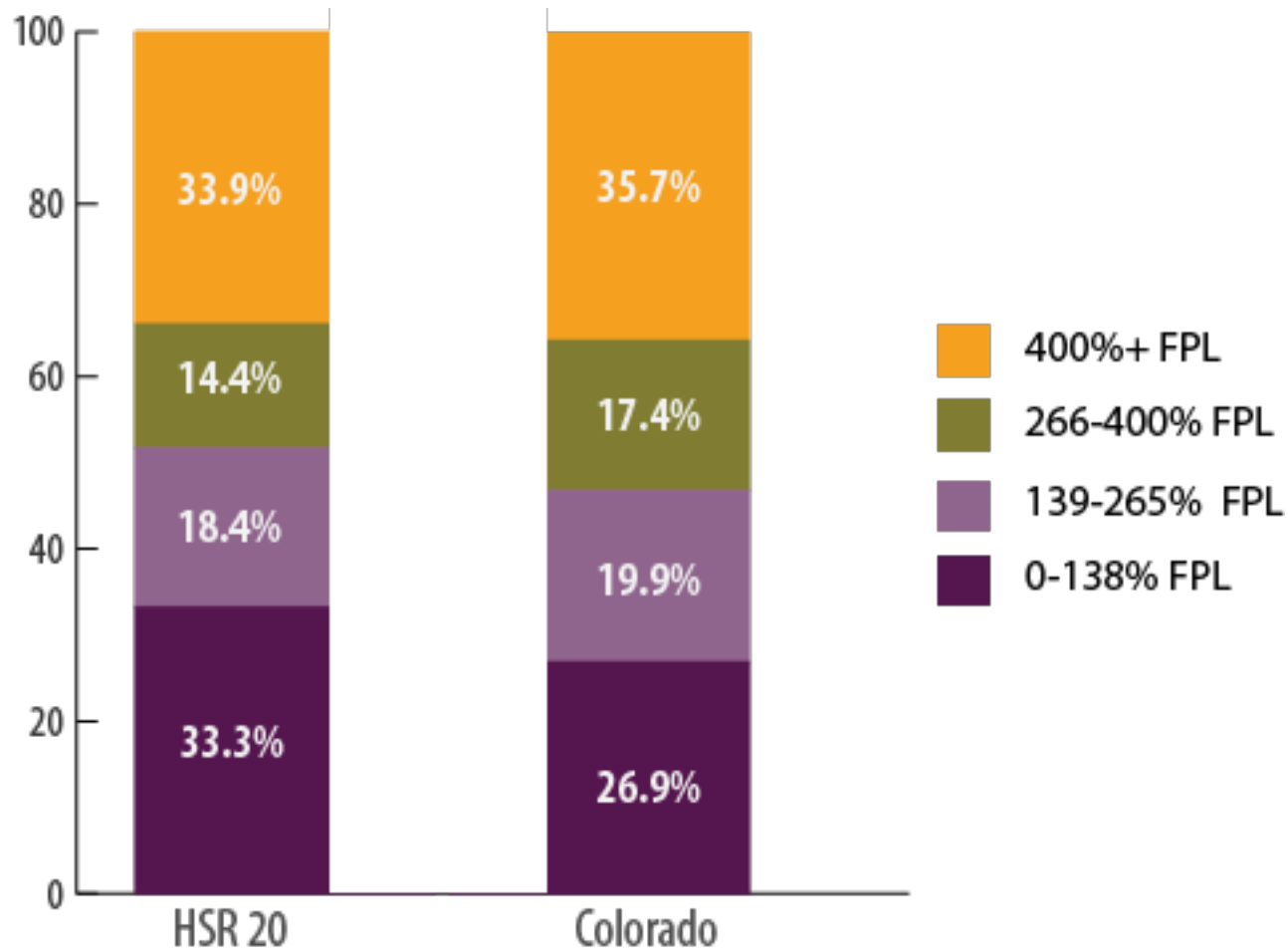
HSR 20: Race and Ethnicity



HSR 20: Income Levels



HSR 20: Income by Eligibility Categories for Health Insurance Coverage and Tax Credits



HSR 20: Unemployment

**Number Unemployed,
2013**

23,485
186,723

**Unemployment Rate,
2013**

7.0%
6.8%

■ = HSR 20 ■ = Colorado



HSR 20: Education

**Public School Students
Eligible for Free and Reduced
School Lunch (K-12)**

72.5%

42.2%

**High School
Completion
Rate**

65.3%

79.6%

■ = HSR 20 ■ = Colorado





Health Data Profile:
Health Indicators

HSR 20: General Health Status

**Percentage Reporting
Excellent/Very Good/Good
General Health Status**

86.9%

86.9%

**Percentage Reporting
Fair/Poor
General Health Status**

13.1%

13.1%

■ = HSR 20 ■ = Colorado



HSR 20: Health Behaviors



Adults 18+ Binge Drinking*



Children 5-14 Physically Active 60+ Minutes per day for Past 7 Days



Adults 18+ with Adequate Physical Activity**



Age 18+ Year Old Smokers

HSR 20

26.3%

50.8%

57.4%

20.6%

Colorado

18.5%

49.6%

59.5%

17.7%

* Percentage of adults who reported binge drinking (males 5+/females 4+ drinks) on one occasion in past 30 days.

** Percentage of adults aged 18+ years who participated in 150+ minutes of moderate or 75+ minutes of vigorous aerobic physical activity per week.



HSR 20: Child Obesity

Children 2-14 Who Are Overweight or Obese



HSR 20: Adult Obesity

Adults 18+ Who Are Obese

HSR 20

19.8%



Colorado

21.3%



HSR 20: Health Outcomes

	HSR 20	Colorado
Percent Births With Low Birthweight	8.9%	8.8%
Teen Birth Rate (15-17, per 1,000 Women)	26.4	14.4
Adults 18+ Screened by Physician and Told They Have High Blood Cholesterol	33.9%	34.8%
Adults 18+ Told by Physician They Have High Blood Pressure	24.7%	26.3%



HSR 20: Food Access Indicators

Children 1-14 Who
Ate Fruit 2+ Times
and Veggies 3+
Times per Day

Children 1-14 Who
Ate Fast Food 1+
Times in Past Week

Adults 18+ Who Ate
Fast Food 1+ Times
in Past Week

Agree/Strongly Agree
it is Easy to Purchase
Healthy Foods in
Neighborhood

HSR 20

8.7%

53.6%

54.6%

81.1%

Colorado

10.9%

65.9%

64.4%

86.6%



HSR 20: Oral Health

Percentage Who Have Dental Insurance



Percentage Reporting Excellent/Very Good/Good Oral Health



■ = HSR 20 ■ = Colorado



HSR 20: Mental Health

**Percentage Reporting
Poor Mental Health***

11.3%
10.6%

**Percentage Did Not
Get Mental Health
Care When Needed****

8.9%
7.8%

■ = HSR 20 ■ = Colorado

*Poor mental health includes eight or more days of stress, depression, and problems with emotions.

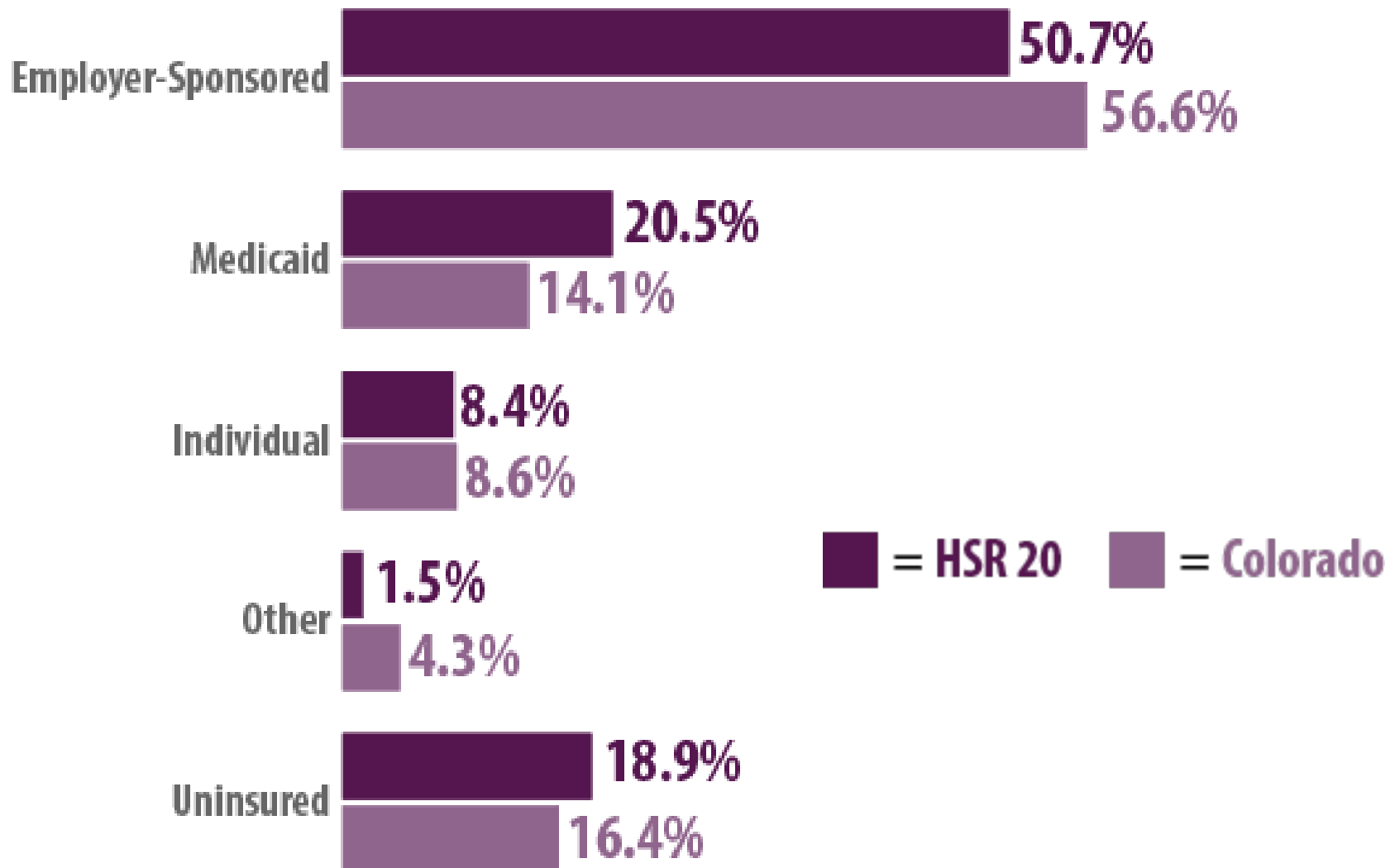
**In the past 12 months



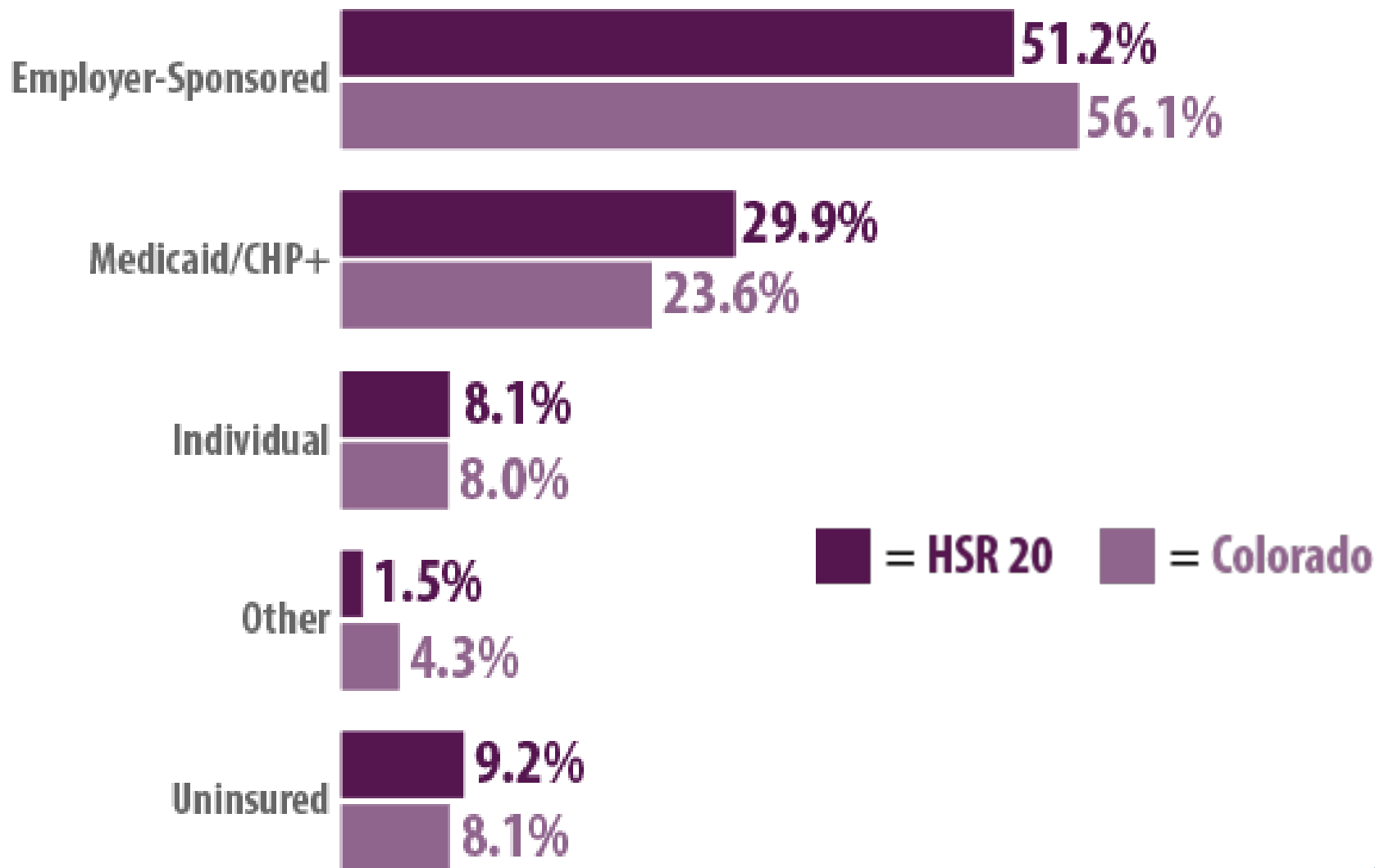
Health Data Profile:

Insurance and Access

HSR 20: Health Insurance Types, 2012



HSR 20: Health Insurance Projections, 2016

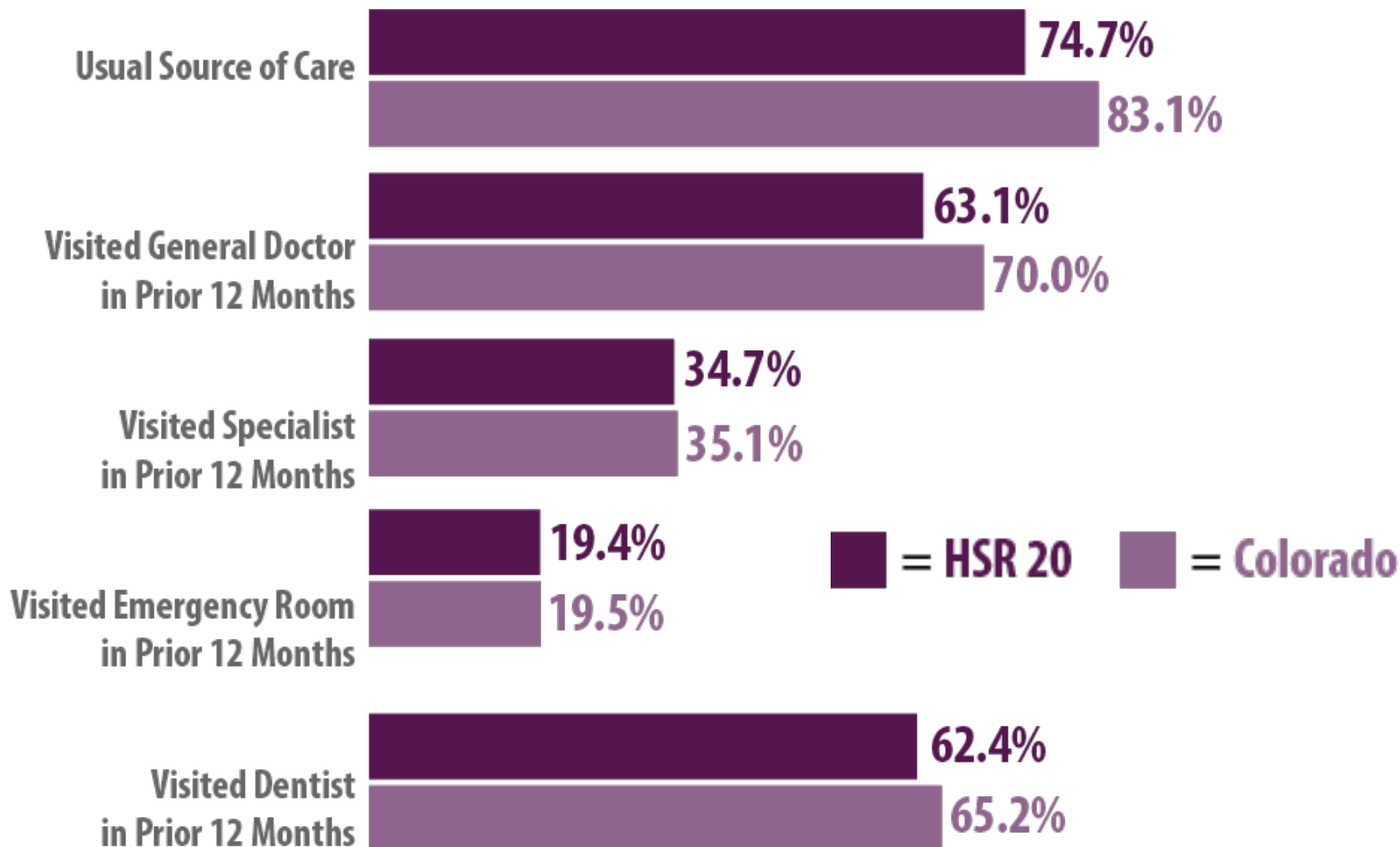


HSR 20: Eligible But Not Enrolled In Public Insurance Programs

	HSR 20	Colorado
Children (0-18) Eligible But Not Enrolled in Medicaid	8.2%	11.5%
Children (0-18) Eligible But Not Enrolled in CHP+	31.2%	30.6%
Adults (19-64) Eligible But Not Enrolled in Medicaid	27.8%	26.1%



HSR 20: Access to Care



HSR 20: Health Care Workforce (Rate per 1,000 Residents)

Practicing Primary Care Physicians

530 (0.8)

3,332 (0.6)

Active Licensed Physician Assistants

412 (0.6)

2,411 (0.4)

Active Licensed Nurse Practitioners

492 (0.7)

3,142 (0.6)

Active Licensed Dentists

551 (0.8)

3,880 (0.7)

 = HSR 20  = Colorado



Data Highlights: Region 20



Nearly **three of four** public school students are eligible for free and reduced school lunches.



Kids eligible for Medicaid are enrolled at a higher rate than state average.



Forty percent of children are **overweight or obese**.





colorado health
INSTITUTE

www.coloradohealthinstitute.org

@COHealthInst

facebook.com/coloradohealthinstitute