

Local Data, Local Health

Weld County

October 2014



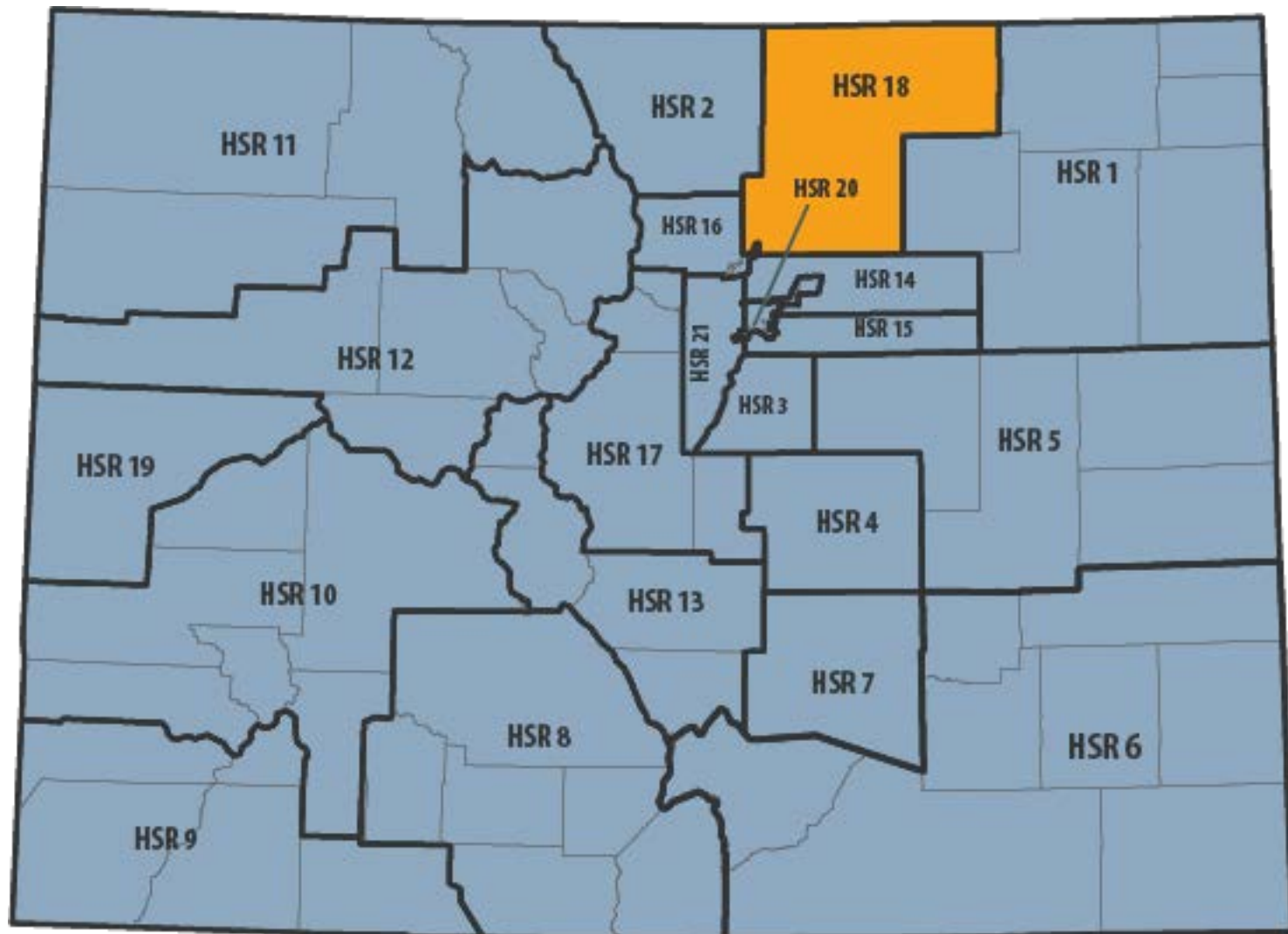
colorado health
INSTITUTE

Community Data for Community Members

- **Dive Into the Details:**
Snapshots of a region's health.
- **Use Our Data:**
These graphics are ready for your presentations, reports, grant applications, tweets, and other needs.
- **Get More Information:**
Contact the Colorado Health Institute. You can reach us by phone, email or social media.



Colorado's 21 Health Statistics Regions



Data Highlights: Region 18



The **population** is projected to grow more quickly than the state average.



Virtually everyone received **needed mental health care**.



Nearly one of three adults are **obese**.



Health Data Profile:

Demographics

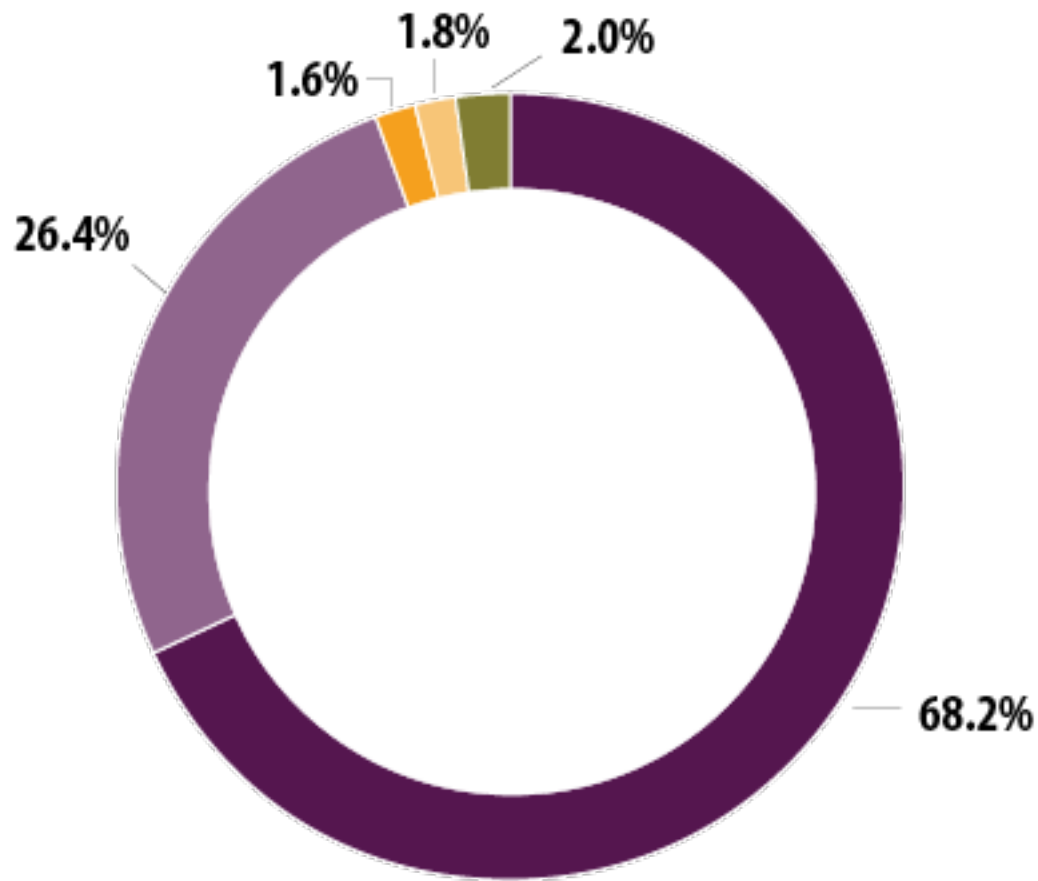
HSR 18: Population

	Population in 2014	Projected 2020 Population	Average Annual Growth Rate
All Ages	276,076	329,479	3.0%
	5,363,689	5,946,128	1.7%
Ages 0-18	79,354	90,914	2.3%
	1,345,196	1,464,674	1.4%
Ages 19-64	166,050	196,226	2.8%
	3,334,972	3,577,370	1.2%
Ages 65+	30,672	42,339	5.5%
	683,521	904,084	4.8%

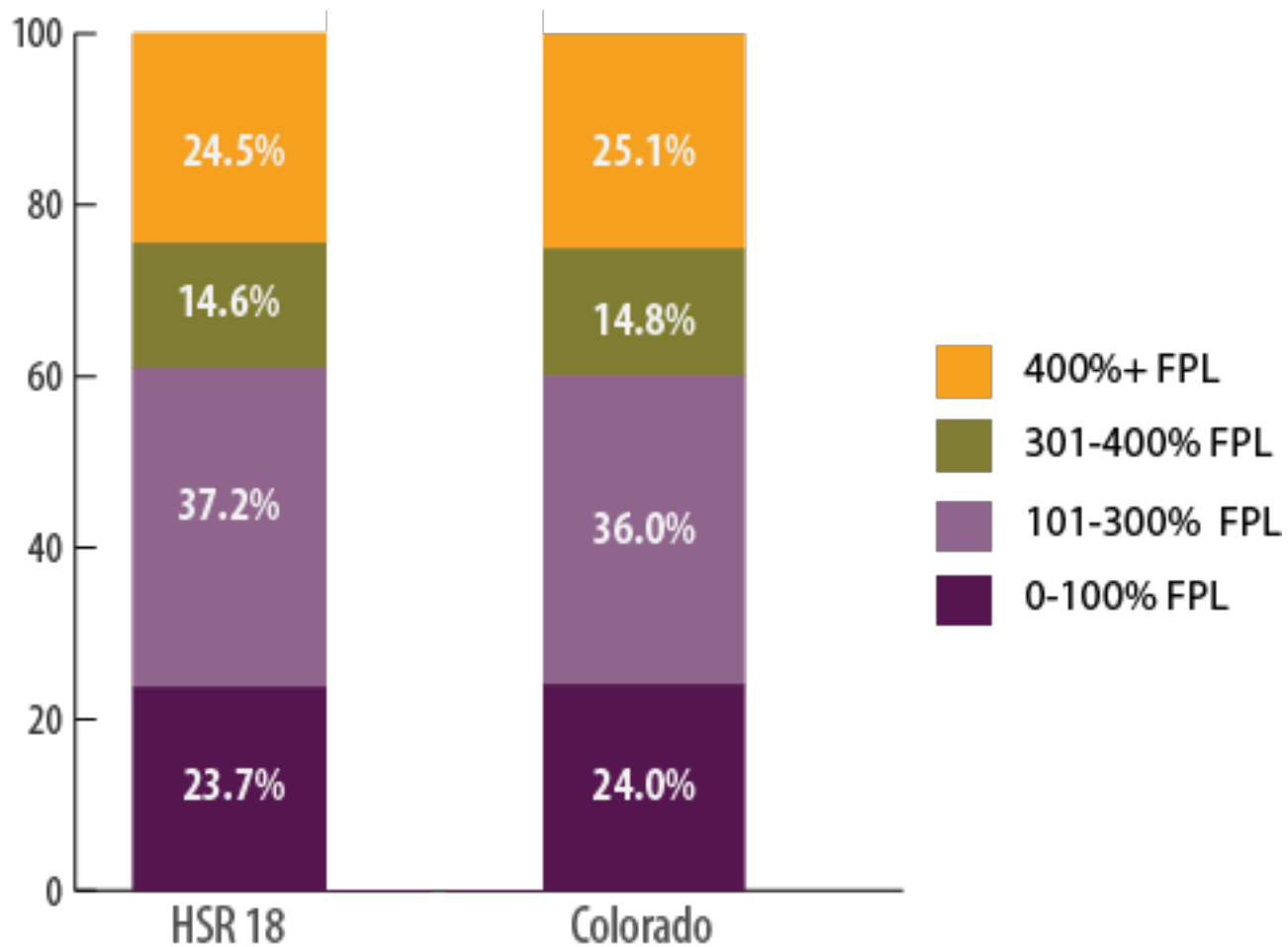
= HSR 18
 = Colorado



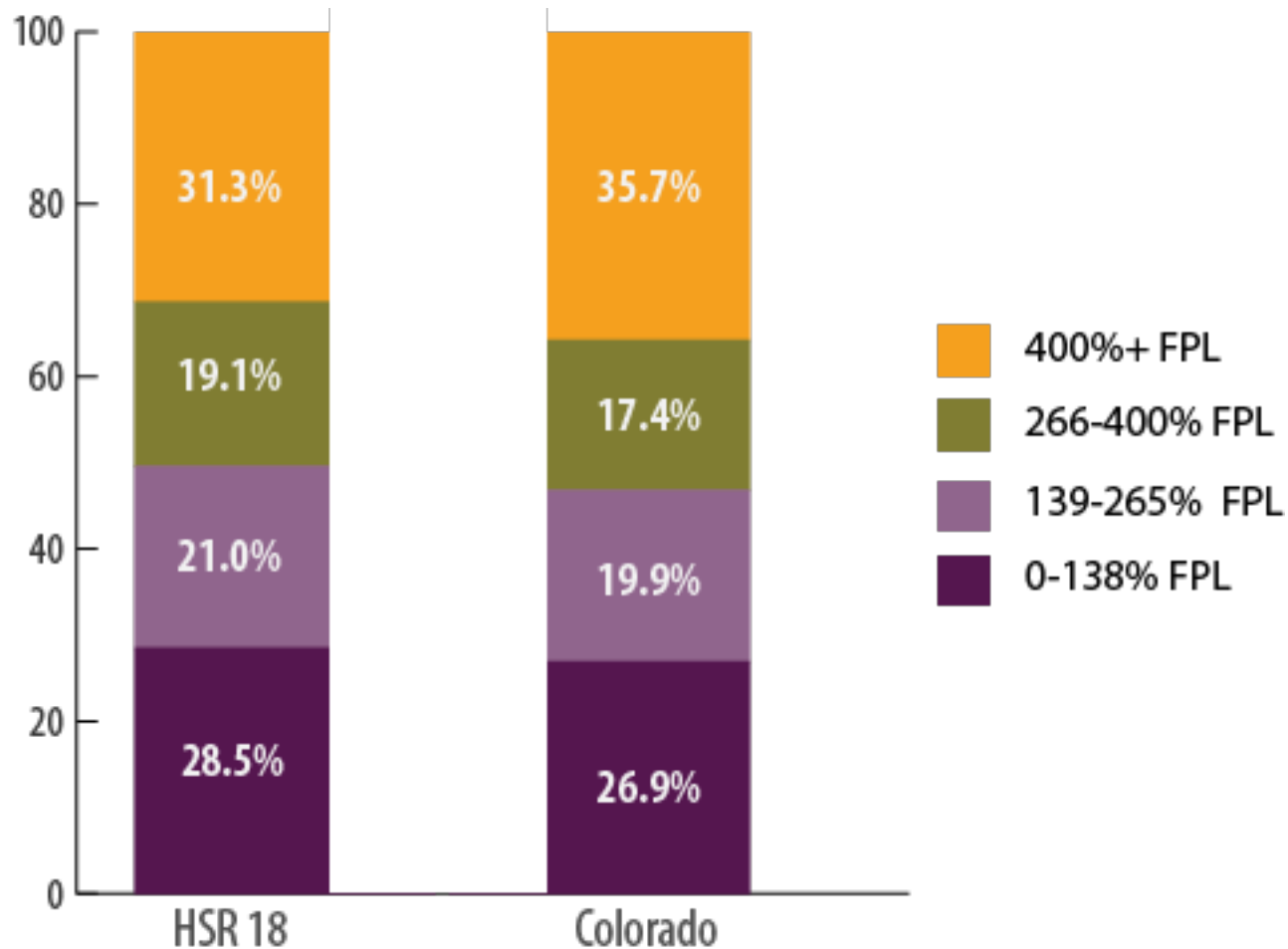
HSR 18: Race and Ethnicity



HSR 18: Income Levels



HSR 18: Income by Eligibility Categories for Health Insurance Coverage and Tax Credits



HSR 18: Unemployment

**Number Unemployed,
2013**

9,122
186,723

**Unemployment Rate,
2013**

7.1%
6.8%

■ = HSR 18 ■ = Colorado



HSR 18: Education

**Public School Students
Eligible for Free and Reduced
School Lunch (K-12)**

52.7%

42.2%

**High School
Completion
Rate**

84.4%

79.6%

■ = HSR 18 ■ = Colorado





Health Data Profile:
Health Indicators

HSR 18: General Health Status

Percentage Reporting
Excellent/Very Good/Good
General Health Status

87.6%
86.9%

Percentage Reporting
Fair/Poor
General Health Status

12.4%
13.1%

■ = HSR 18 ■ = Colorado



HSR 18: Health Behaviors



Adults 18+ Binge Drinking*



Children 5-14 Physically Active 60+ Minutes per day for Past 7 Days



Adults 18+ with Adequate Physical Activity**



Age 18+ Year Old Smokers

HSR 18

15.4%

53.6%

57.0%

17.6%

Colorado

18.5%

49.6%

59.5%

17.7%

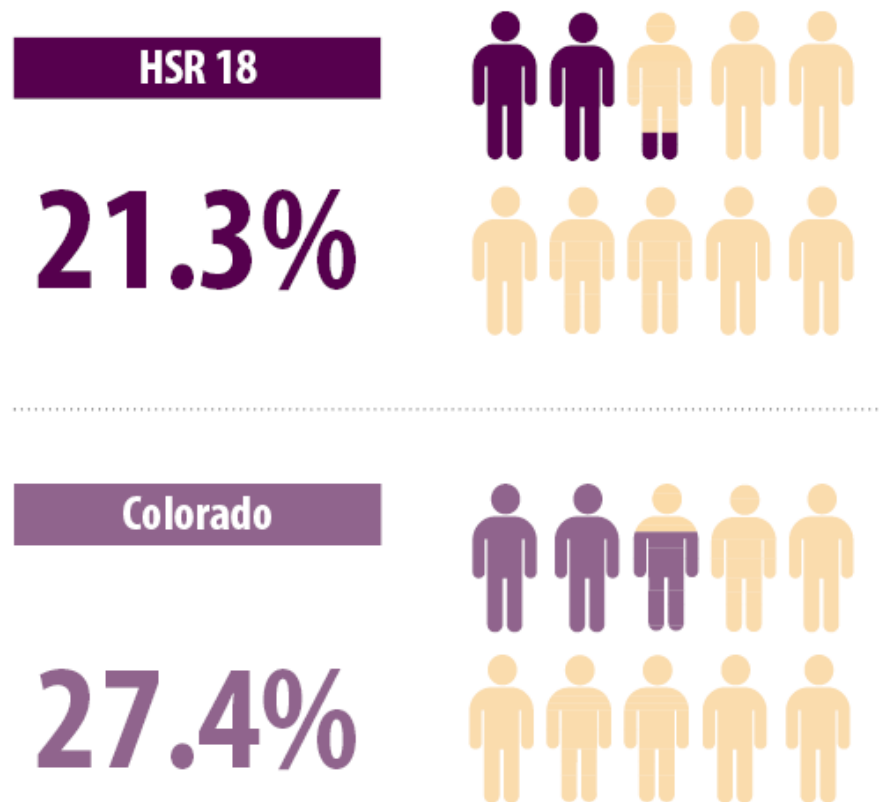
* Percentage of adults who reported binge drinking (males 5+/females 4+ drinks) on one occasion in past 30 days.

** Percent of adults aged 18+ years who participated in 150+ minutes of moderate or 75+ minutes of vigorous aerobic physical activity per week.



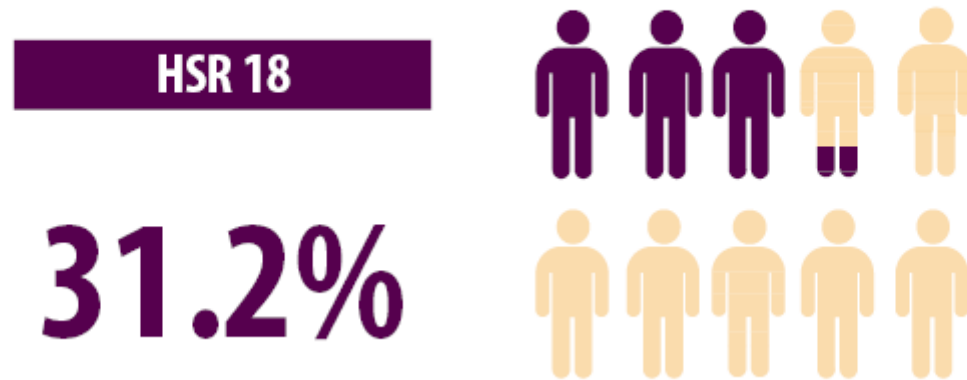
HSR 18: Child Obesity

Children 2-14 Who Are Overweight or Obese



HSR 18: Adult Obesity

Adults 18+ Who Are Obese



HSR 18: Health Outcomes

	HSR 18	Colorado
Percent Births With Low Birthweight	7.9%	8.8%
Teen Birth Rate (15-17, per 1,000 Women)	18.0	14.4
Adults 18+ Screened by Physician and Told They Have High Blood Cholesterol	29.2%	34.8%
Adults 18+ Told by Physician They Have High Blood Pressure	28.1%	26.3%



HSR 18: Food Access Indicators

Children 1-14 Who
Ate Fruit 2+ Times
and Veggies 3+
Times per Day

Children 1-14 Who
Ate Fast Food 1+
Times in Past Week

Adults 18+ Who Ate
Fast Food 1+ Times
in Past Week

Agree/Strongly Agree
it is Easy to Purchase
Healthy Foods in
Neighborhood

HSR 18

11.1%

71.5%

74.1%

80.8%

Colorado

10.9%

65.9%

64.4%

86.6%



HSR 18: Oral Health

Percentage Who Have Dental Insurance



Percentage Reporting Excellent/Very Good/Good Oral Health



 = HSR 18

 = Colorado



HSR 18: Mental Health

Percentage Reporting
Poor Mental Health*

8.5%
10.6%

Percentage Did Not
Get Mental Health
Care When Needed**

1.2%
7.8%

■ = HSR 18 ■ = Colorado

*Poor mental health includes eight or more days of stress, depression, and problems with emotions.

**In the past 12 months

SOURCE: Colorado Health Access Survey, 2013

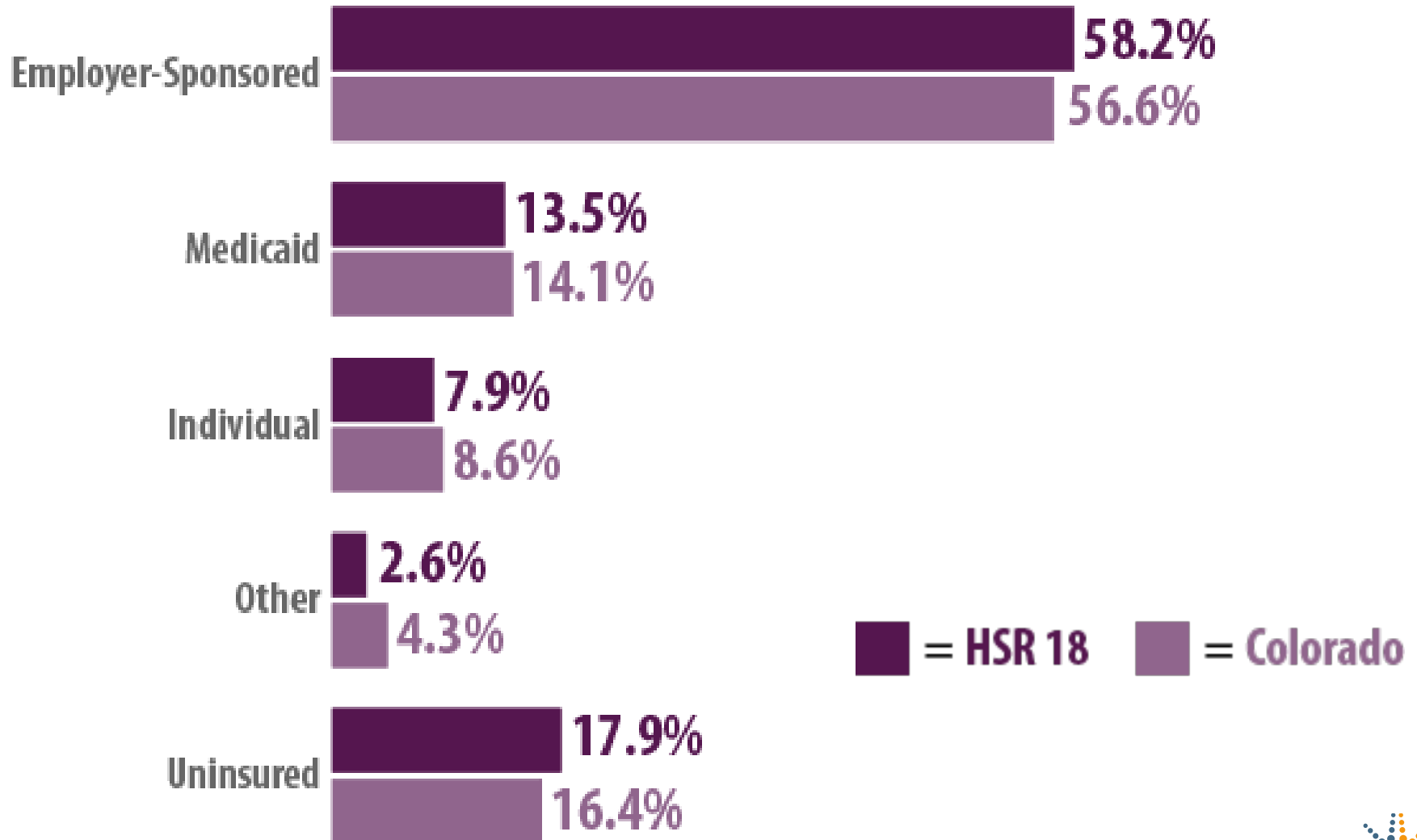




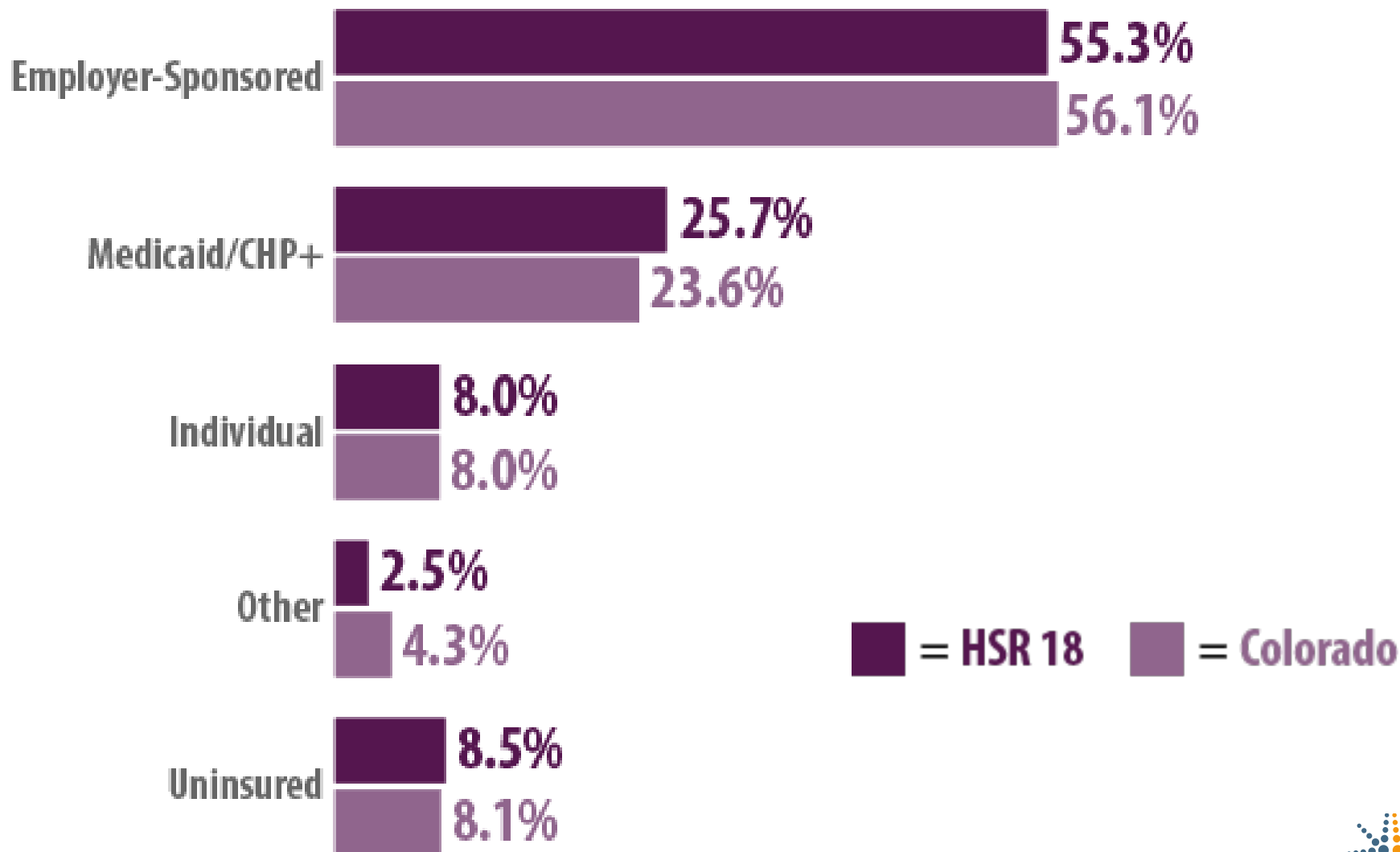
Health Data Profile:

Insurance and Access

HSR 18: Health Insurance Types, 2012



HSR 18: Health Insurance Projections, 2016

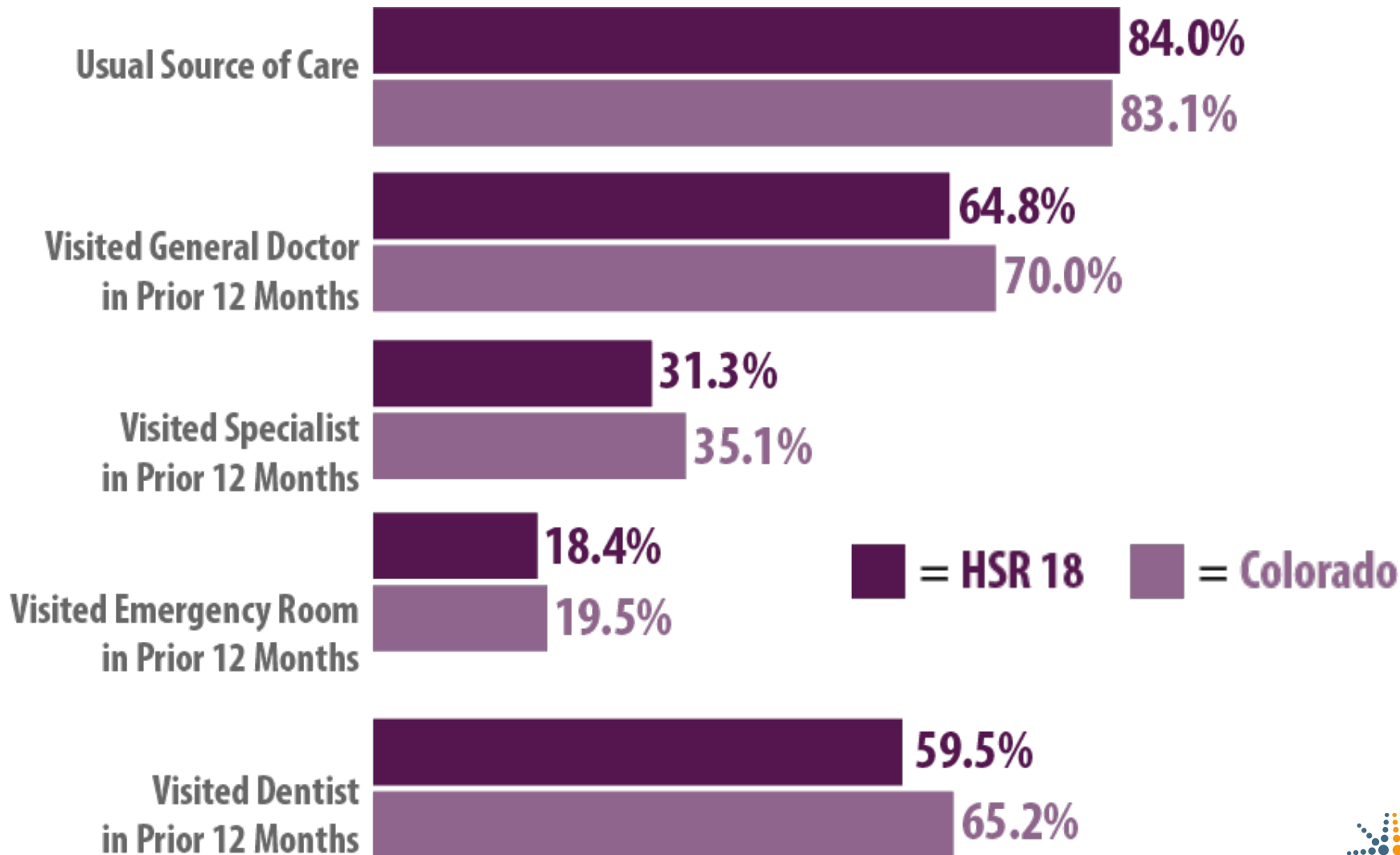


HSR 18: Eligible But Not Enrolled In Public Insurance Programs

	HSR 18	Colorado
Children (0-18) Eligible But Not Enrolled in Medicaid	17.2%	11.5%
Children (0-18) Eligible But Not Enrolled in CHP+	41.6%	30.6%
Adults (19-64) Eligible But Not Enrolled in Medicaid	25.8%	26.1%



HSR 18: Access to Care



HSR 18: Health Care Workforce (Rate per 1,000 Residents)

Practicing Primary Care Physicians

145 (0.5)

3,332 (0.6)

Active Licensed Physician Assistants

73 (0.3)

2,411 (0.4)

Active Licensed Nurse Practitioners

113 (0.4)

3,142 (0.6)

Active Licensed Dentists

108 (0.4)

3,880 (0.7)

 = HSR 18  = Colorado



Data Highlights: Region 18



The **population** is projected to grow more quickly than the state average.



Virtually everyone received **needed mental health care**.



Nearly one of three adults are **obese**.





colorado health
INSTITUTE

www.coloradohealthinstitute.org

@COHealthInst

facebook.com/coloradohealthinstitute