

# Local Data, Local Health

Adams County

October 2014



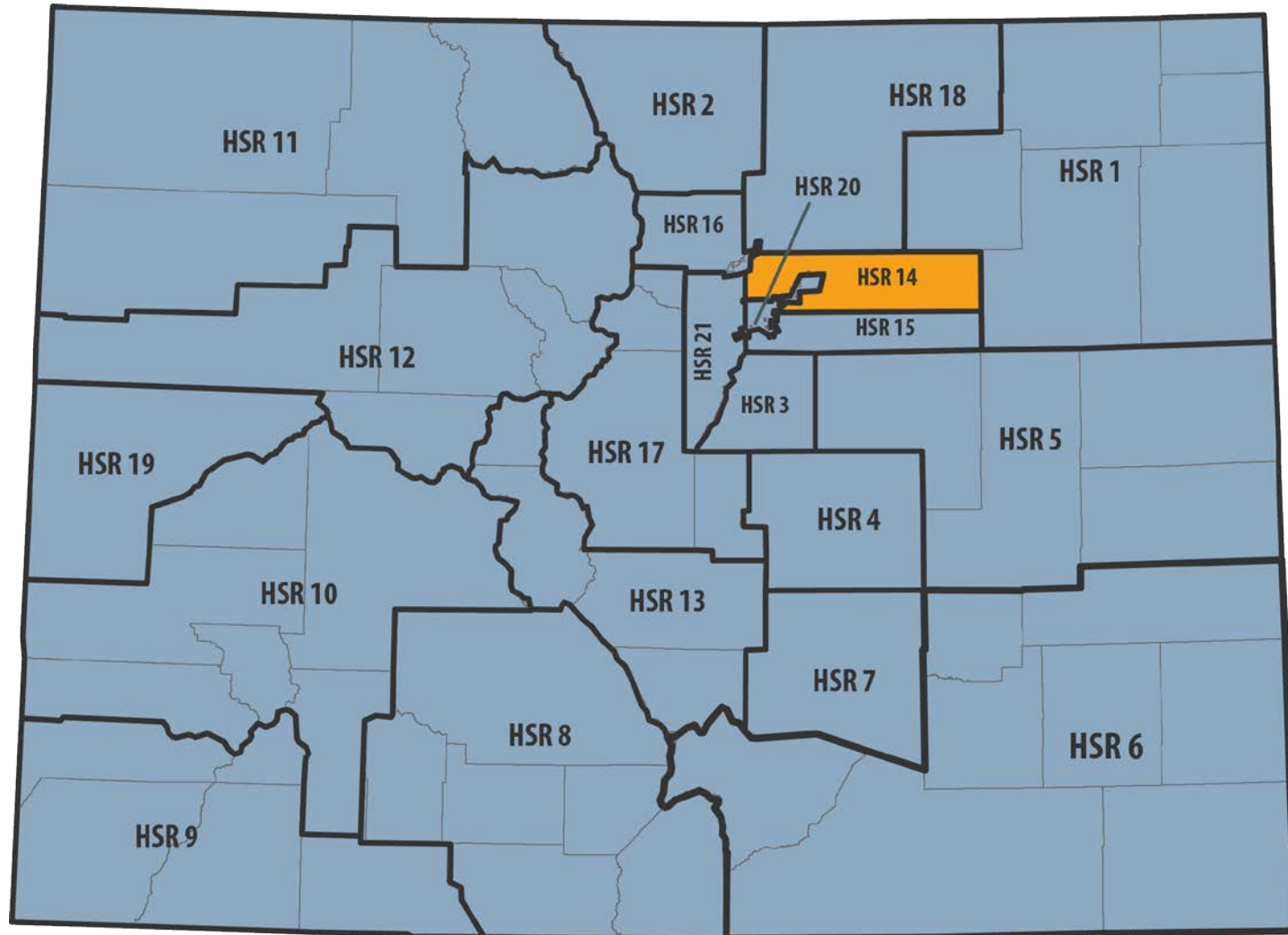
colorado health  
INSTITUTE

# Community Data for Community Members

- **Dive Into the Details:**  
Snapshots of a region's health.
- **Use Our Data:**  
These graphics are ready for your presentations, reports, grant applications, tweets, and other needs.
- **Get More Information:**  
Contact the Colorado Health Institute. You can reach us by phone, email or social media.



# Colorado's 21 Health Statistics Regions



# Data Highlights: Region 14



**Seniors** are the fastest-growing population.



**Teen births** are higher than the state average.



Adults **eat more fast food** than the state average.



Health Data Profile:

# *Demographics*

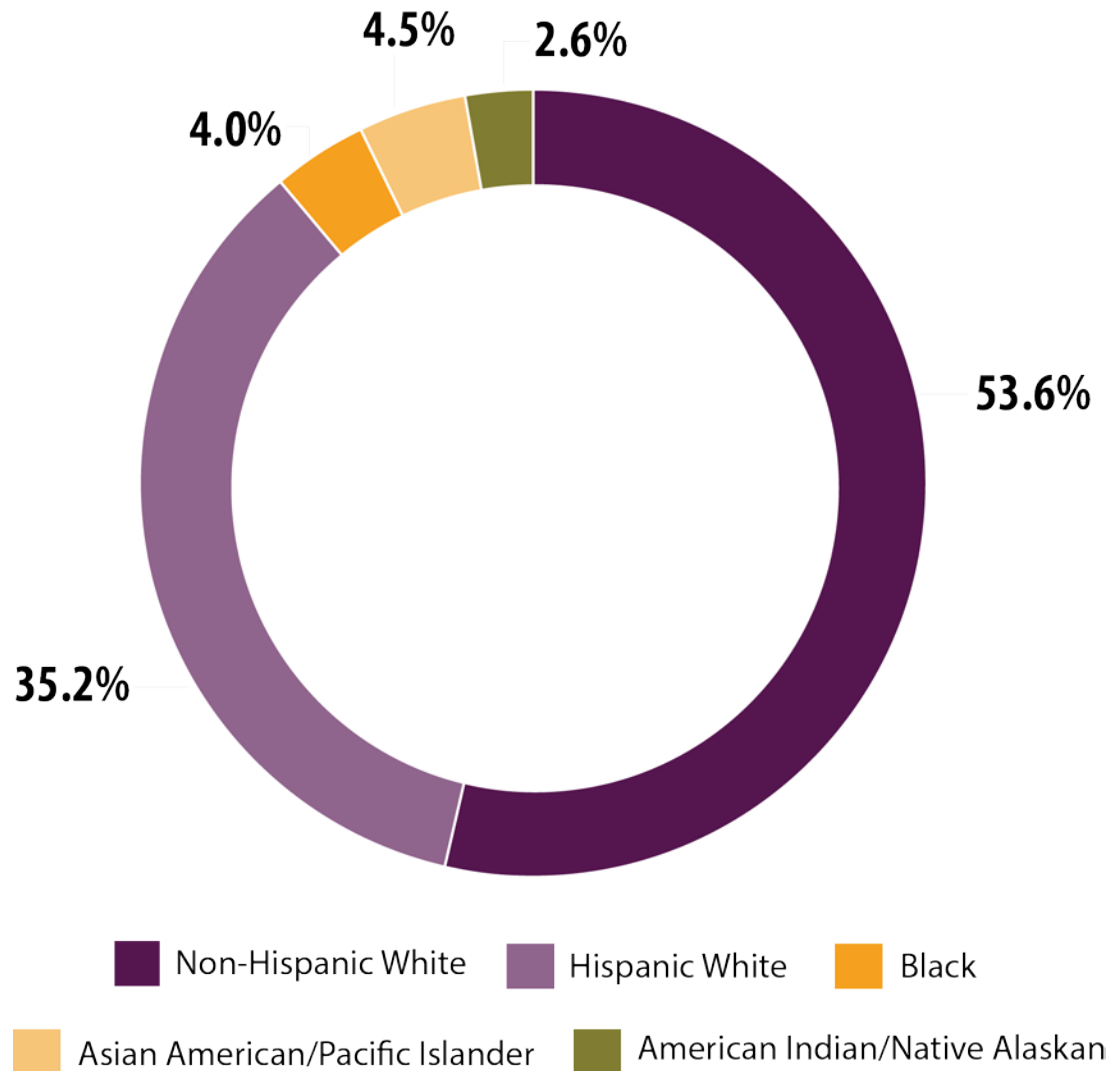
# HSR 14: Population

	Population in 2014	Projected 2020 Population	Average Annual Growth Rate
All Ages	<b>475,956</b>	<b>529,051</b>	<b>1.8%</b>
	5,363,689	5,946,128	1.7%
Ages 0-18	<b>140,121</b>	<b>151,032</b>	<b>1.3%</b>
	1,345,196	1,464,674	1.4%
Ages 19-64	<b>289,253</b>	<b>315,159</b>	<b>1.4%</b>
	3,334,972	3,577,370	1.2%
Ages 65+	<b>46,582</b>	<b>62,860</b>	<b>5.1%</b>
	683,521	904,084	4.8%

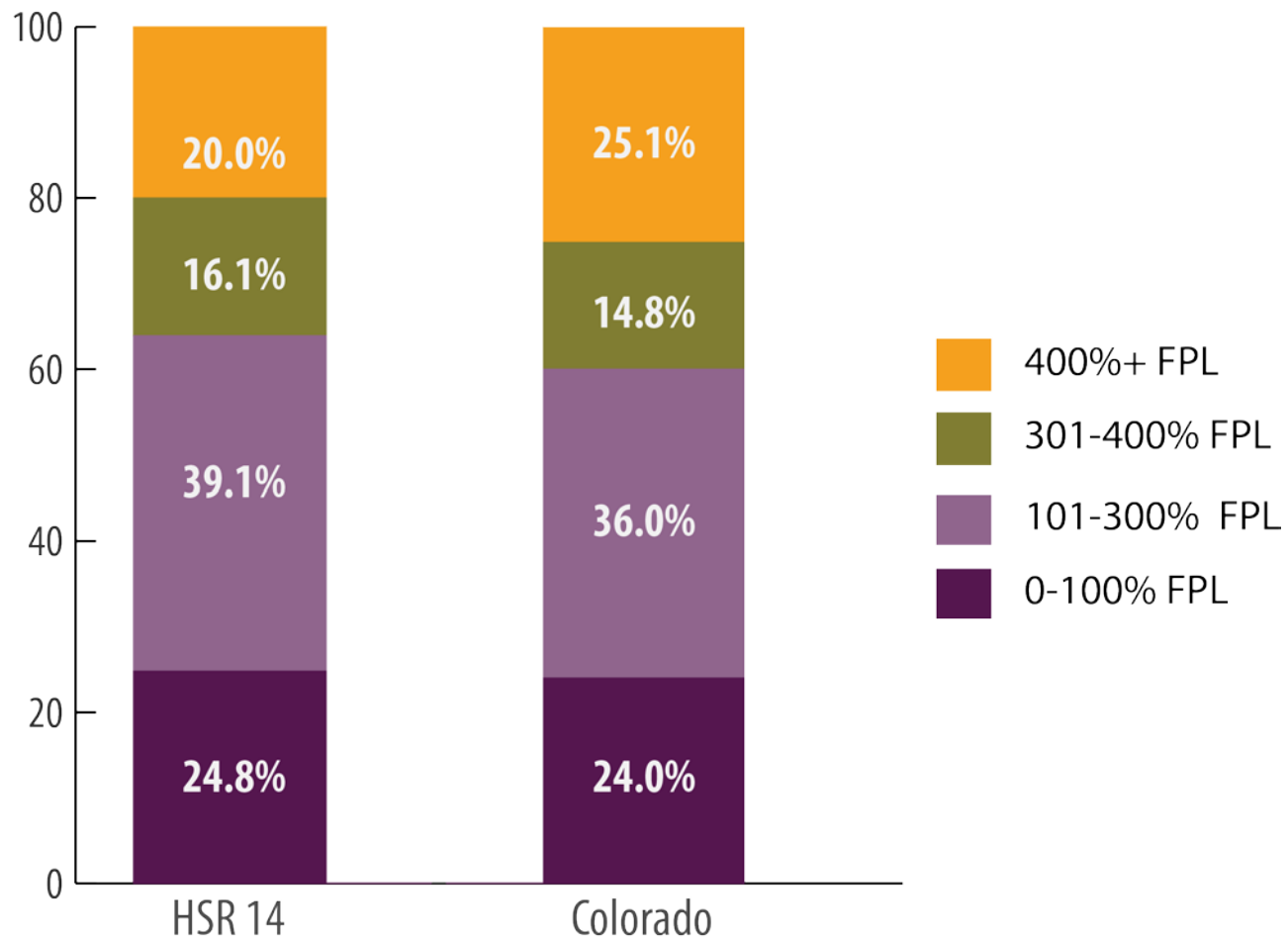
■ = HSR 14   ■ = Colorado



# HSR 14: Race and Ethnicity

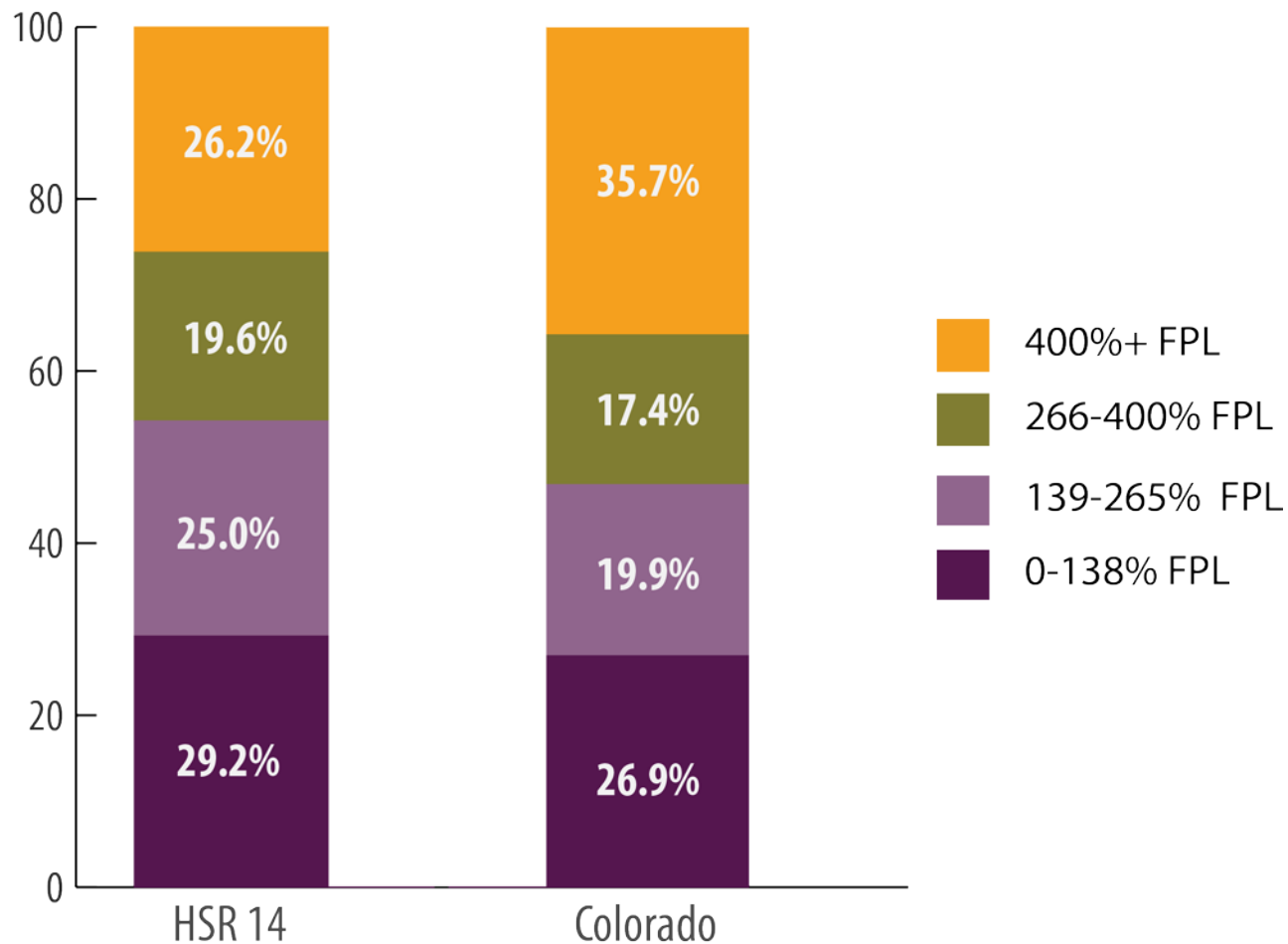


# HSR 14: Income Levels





# HSR 14: Income by Eligibility Categories for Health Insurance Coverage and Tax Credits



# HSR 14: Unemployment

Number Unemployed,  
2013

**17,829**  
186,723

Unemployment Rate,  
2013

**7.5%**  
6.8%

■ = HSR 14    ■ = Colorado



# HSR 14: Education

**Public School Students  
Eligible for Free and Reduced  
School Lunch (K-12)**

**48.9%**

42.2%

**High School  
Completion  
Rate**

**72.2%**

79.6%

■ = HSR 14   ■ = Colorado





Health Data Profile:  
*Health Indicators*

# HSR 14: General Health Status

Percentage Reporting  
Excellent/Very Good/Good  
General Health Status

**83.4%**  
86.9%

Percentage Reporting  
Fair/Poor  
General Health Status

**16.6%**  
13.1%

■ = HSR 14   ■ = Colorado



# HSR 14: Health Behaviors



Adults 18+ Binge Drinking\*



Children 5-14 Physically Active 60+ Minutes per day for Past 7 Days



Adults 18+ with Adequate Physical Activity\*\*



Age 18+ Year Old Smokers

**HSR 14**

**21.0%**

**33.4%**

**49.1%**

**21.7%**

**Colorado**

**18.5%**

**49.6%**

**59.5%**

**17.7%**

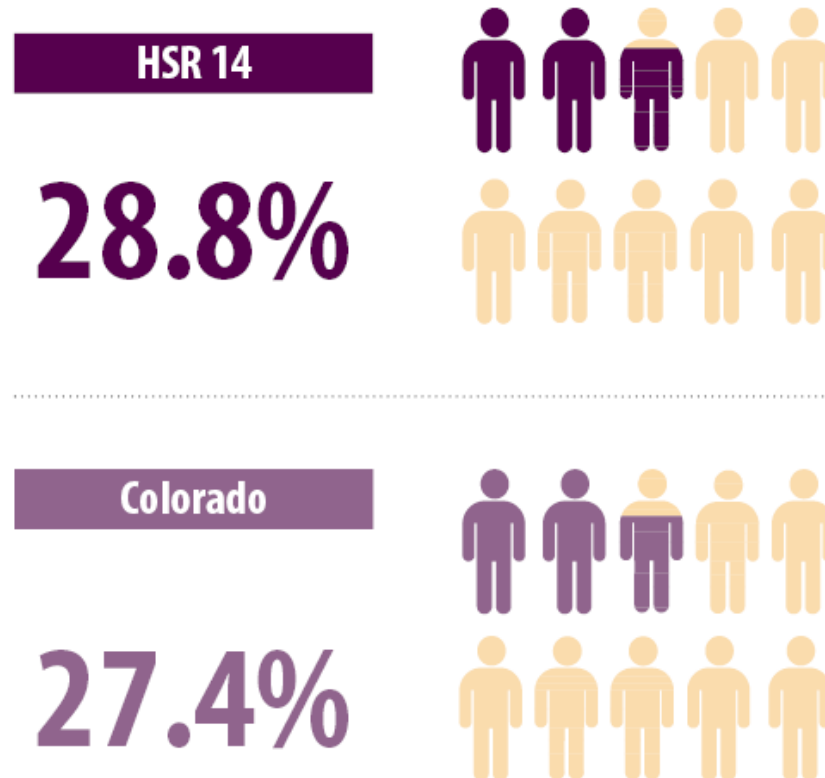
\* Percentage of adults who reported binge drinking (males 5+/females 4+ drinks) on one occasion in past 30 days.

\*\* Percentage of adults aged 18+ years who participated in 150+ minutes of moderate or 75+ minutes of vigorous aerobic physical activity per week.



# HSR 14: Child Obesity

## Children 2-14 Who Are Overweight or Obese



# HSR 14: Adult Obesity

## Adults 18+ Who Are Obese

**HSR 14**

**27.0%**



**Colorado**

**21.3%**





# HSR 14: Health Outcomes

	HSR 14	Colorado
Percent Births With Low Birthweight	8.4%	8.8%
Teen Birth Rate (15-17, per 1,000 Women)	24.0	14.4
Adults 18+ Screened by Physician and Told They Have High Blood Cholesterol	31.9%	34.8%
Adults 18+ Told by Physician They Have High Blood Pressure	22.4%	26.3%



# HSR 14: Food Access Indicators

	Children 1-14 Who Ate Fruit 2+ Times and Veggies 3+ Times per Day	Children 1-14 Who Ate Fast Food 1+ Times in Past Week	Adults 18+ Who Ate Fast Food 1+ Times in Past Week	Agree/Strongly Agree it is Easy to Purchase Healthy Foods in Neighborhood
HSR 14	5.8%	65.4%	74.2%	84.2%
Colorado	10.9%	65.9%	64.4%	86.6%



# HSR 14: Oral Health

## Percentage Who Have Dental Insurance



## Percentage Reporting Excellent/Very Good/Good Oral Health



 = HSR 14     = Colorado



# HSR 14: Mental Health

**Percentage Reporting  
Poor Mental Health\***

**13.7%**  
10.6%

**Percentage Did Not  
Get Mental Health  
Care When Needed\*\***

**12.4%**  
7.8%

\*Poor mental health includes eight or more days of stress, depression, and problems with emotions.

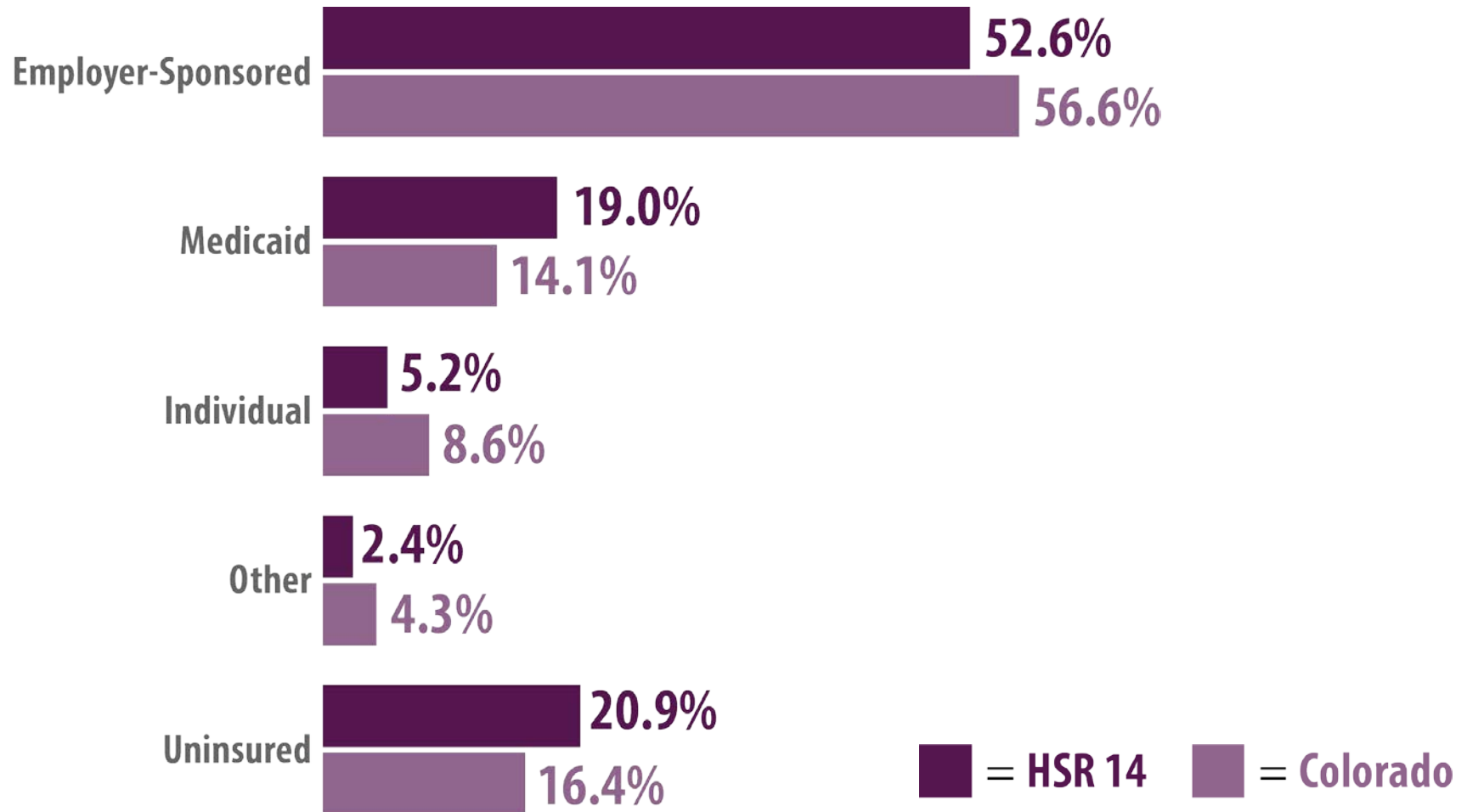
\*\*In the past 12 months



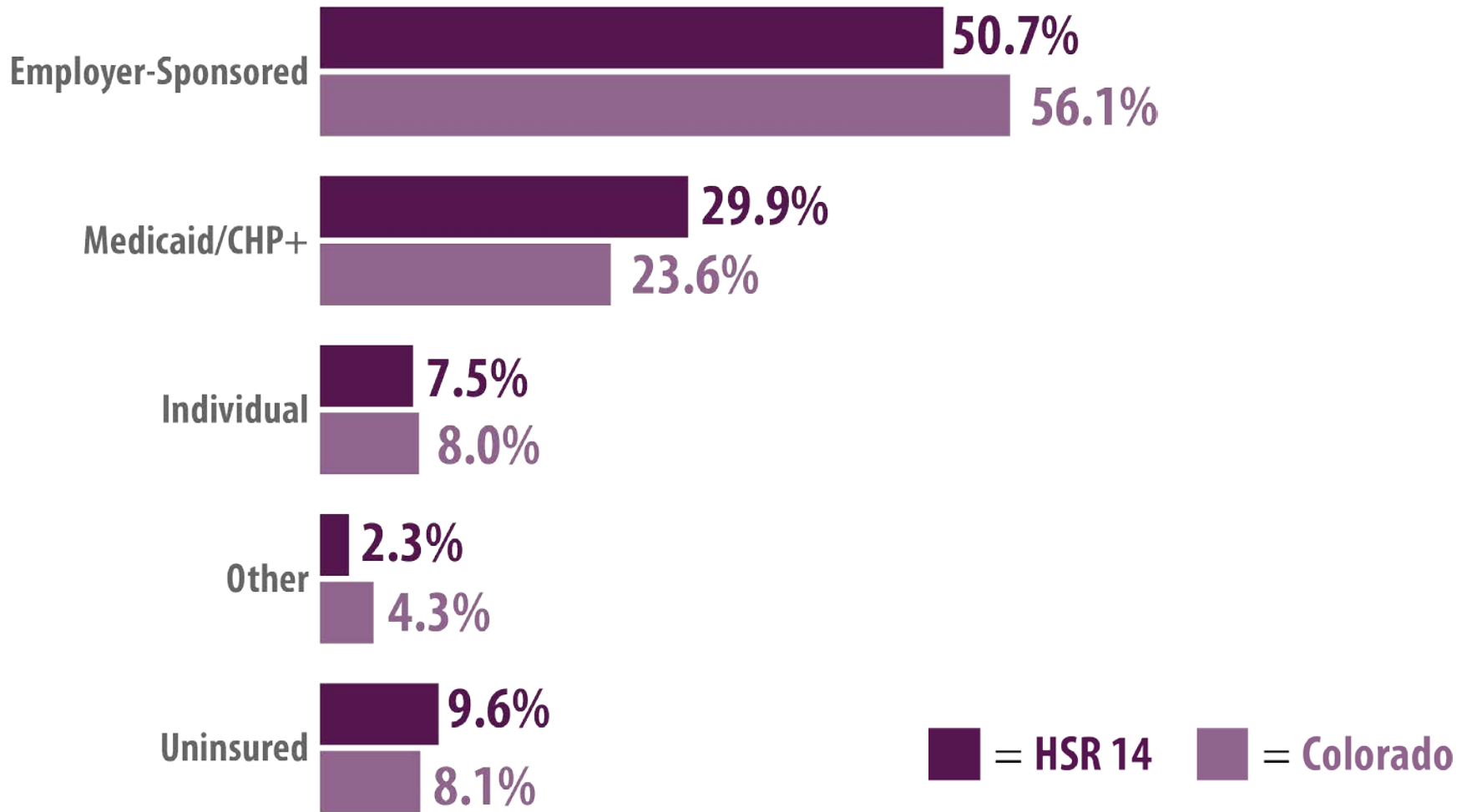
Health Data Profile:

# *Insurance and Access*

# HSR 14: Health Insurance Types, 2012



# HSR 14: Health Insurance Projections, 2016



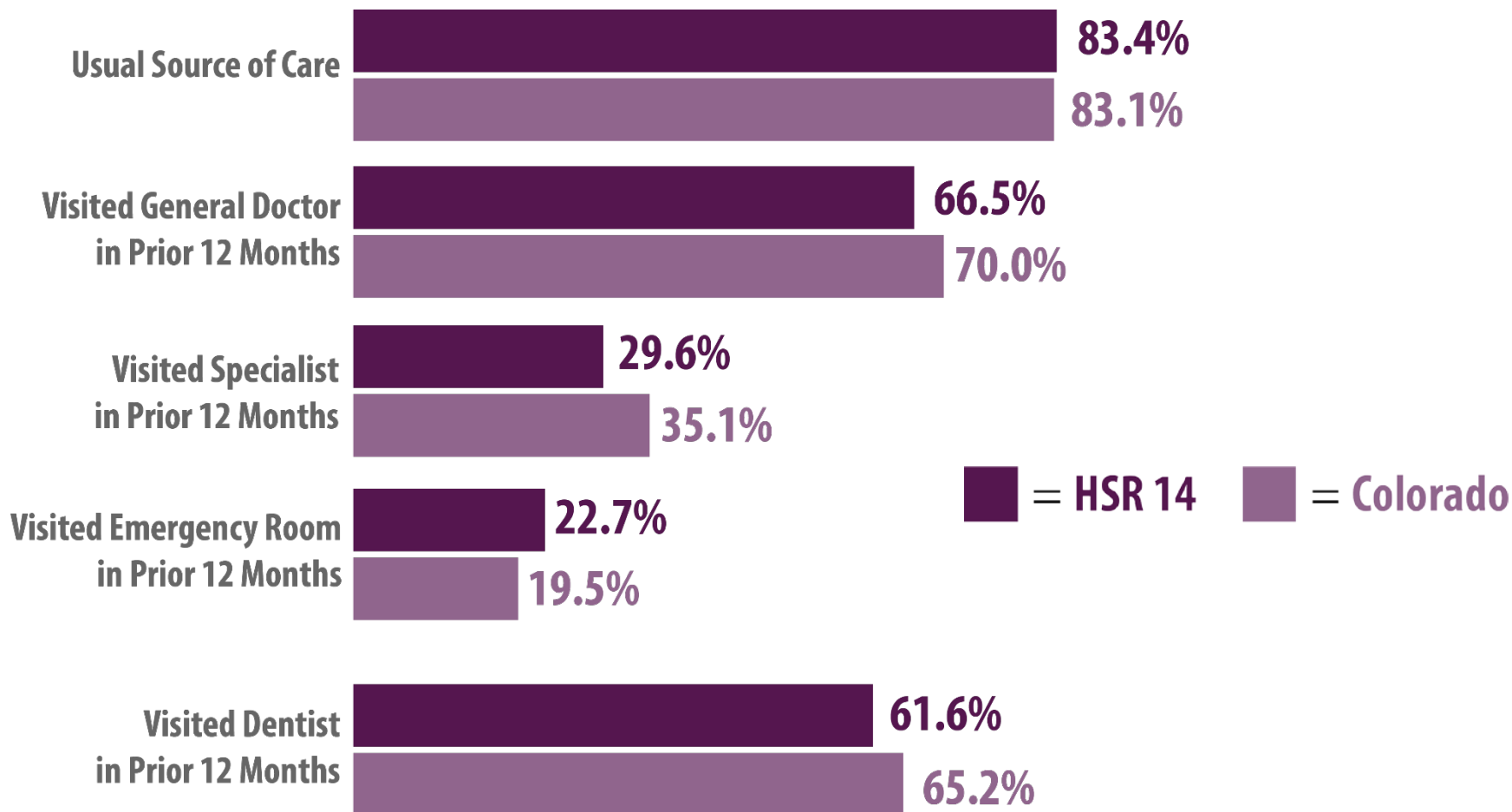
# HSR 14: Eligible But Not Enrolled In Public Insurance Programs

	HSR 14	Colorado
Children (0-18) Eligible But Not Enrolled in Medicaid	10.7%	11.5%
Children (0-18) Eligible But Not Enrolled in CHP+	29.1%	30.6%
Adults (19-64) Eligible But Not Enrolled in Medicaid	23.5%	26.1%





# HSR 14: Access to Care



# HSR 14: Health Care Workforce (Rate per 1,000 Residents)

## Practicing Primary Care Physicians

**288 (0.6)**

3,332 (0.6)

## Active Licensed Physician Assistants

**124 (0.3)**

2,411 (0.4)

## Active Licensed Nurse Practitioners

**141 (0.3)**

3,142 (0.6)

## Active Licensed Dentists

**202 (0.4)**

3,880 (0.7)

■ = HSR 14   ■ = Colorado



# Data Highlights: Region 14



**Seniors** are the fastest-growing population.



**Teen births** are higher than the state average.



Adults **eat more fast food** than the state average.





colorado health  
INSTITUTE

[www.coloradohealthinstitute.org](http://www.coloradohealthinstitute.org)

@COHealthInst

facebook.com/coloradohealthinstitute