

# Local Data, Local Health

Lake, Chaffee, Fremont  
and Custer Counties

October 2014

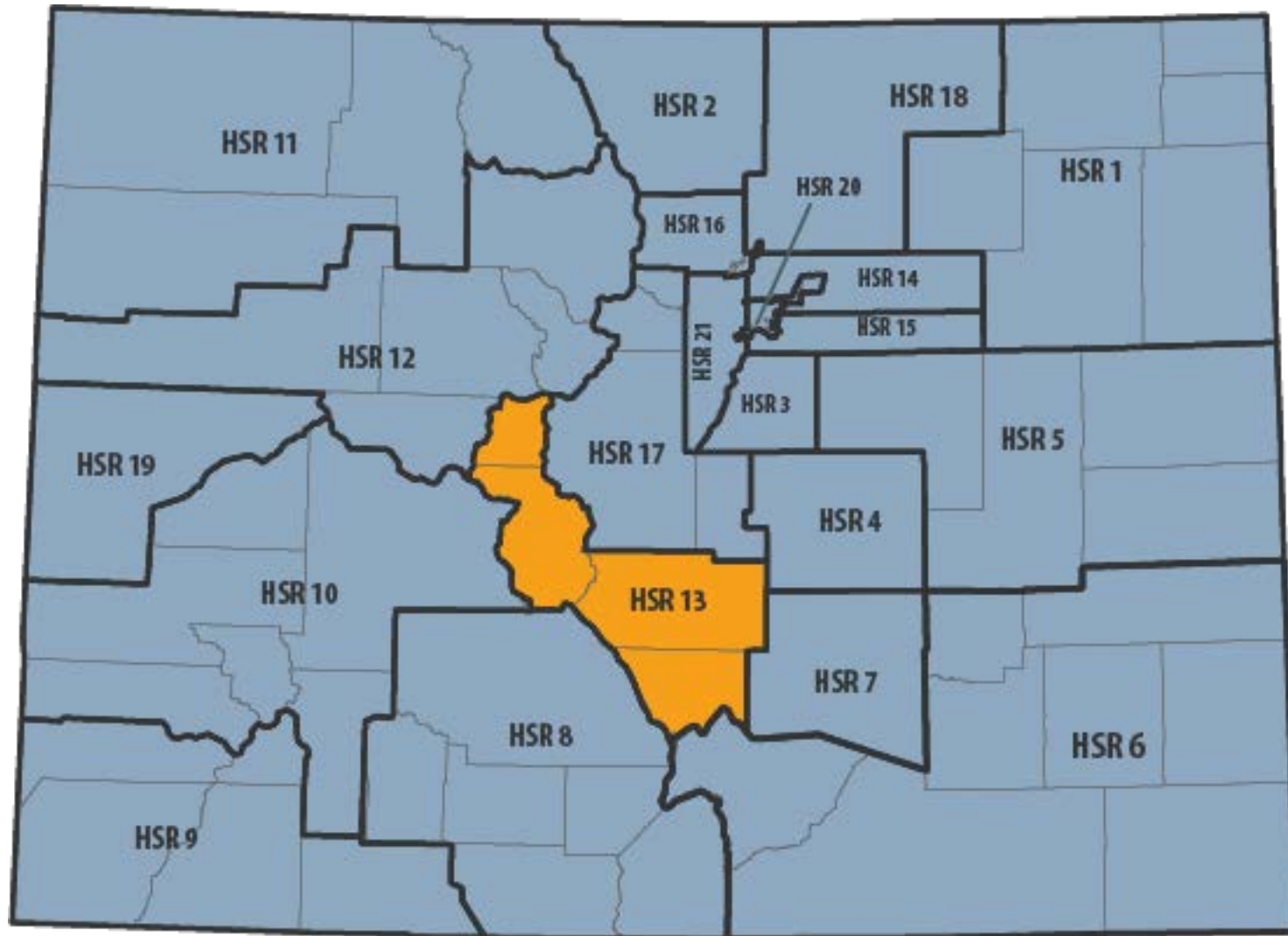


# Community Data for Community Members

- **Dive Into the Details:**  
Snapshots of a region's health.
- **Use Our Data:**  
These graphics are ready for your presentations, reports, grant applications, tweets, and other needs.
- **Get More Information:**  
Contact the Colorado Health Institute. You can reach us by phone, email or social media.



# Colorado's 21 Health Statistics Regions



# Data Highlights: Region 13



Nearly **one of four** adults smoke cigarettes.



Fewer adults report poor **mental health** than the state average.



Nearly all children who are eligible for Medicaid **are enrolled** in the program.



Health Data Profile:

# *Demographics*

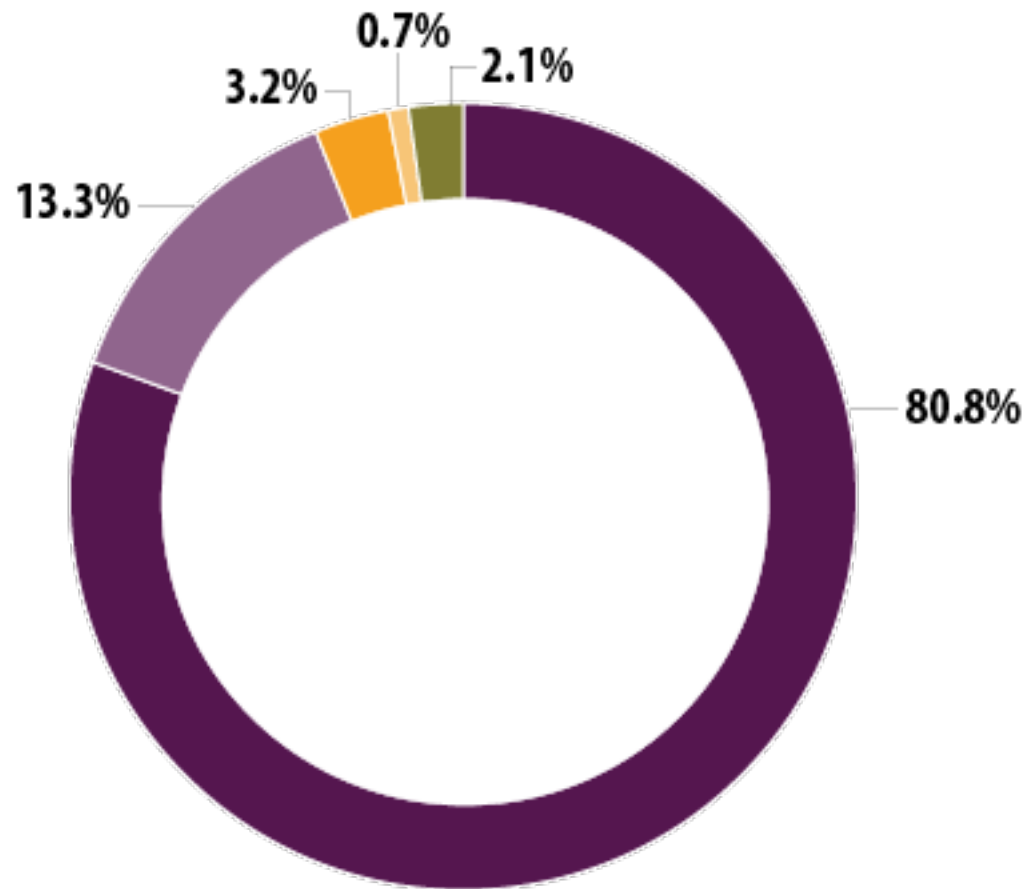
# HSR 13: Population

	Population in 2014	Projected 2020 Population	Average Annual Growth Rate
<b>All Ages</b>	<b>79,640</b>	<b>89,874</b>	<b>2.0%</b>
	5,363,689	5,946,128	1.7%
<b>Ages 0-18</b>	<b>14,830</b>	<b>17,483</b>	<b>2.8%</b>
	1,345,196	1,464,674	1.4%
<b>Ages 19-64</b>	<b>48,890</b>	<b>52,985</b>	<b>1.3%</b>
	3,334,972	3,577,370	1.2%
<b>Ages 65+</b>	<b>15,921</b>	<b>19,405</b>	<b>3.4%</b>
	683,521	904,084	4.8%

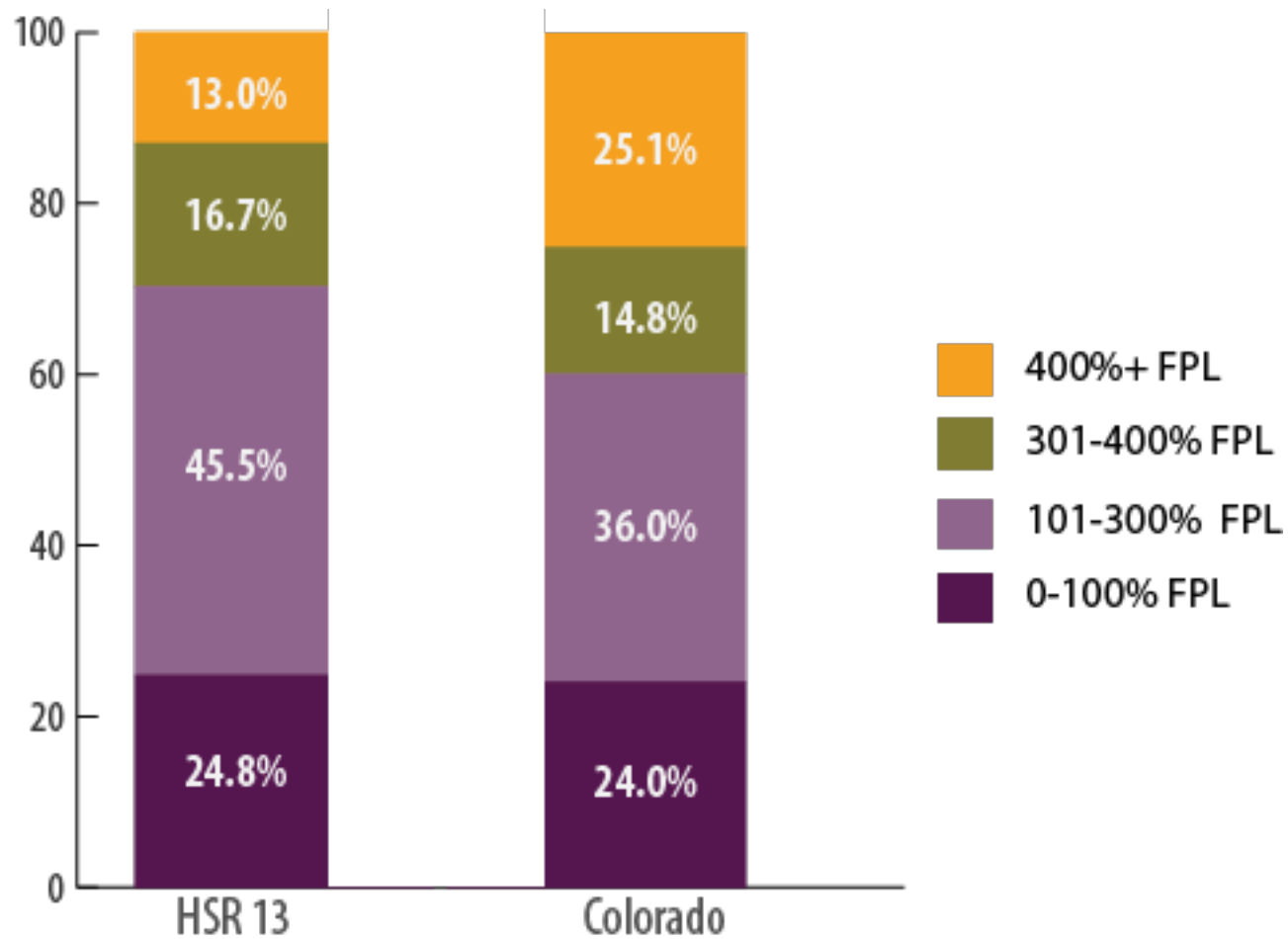
■ = HSR 13   ■ = Colorado



# HSR 13: Race and Ethnicity

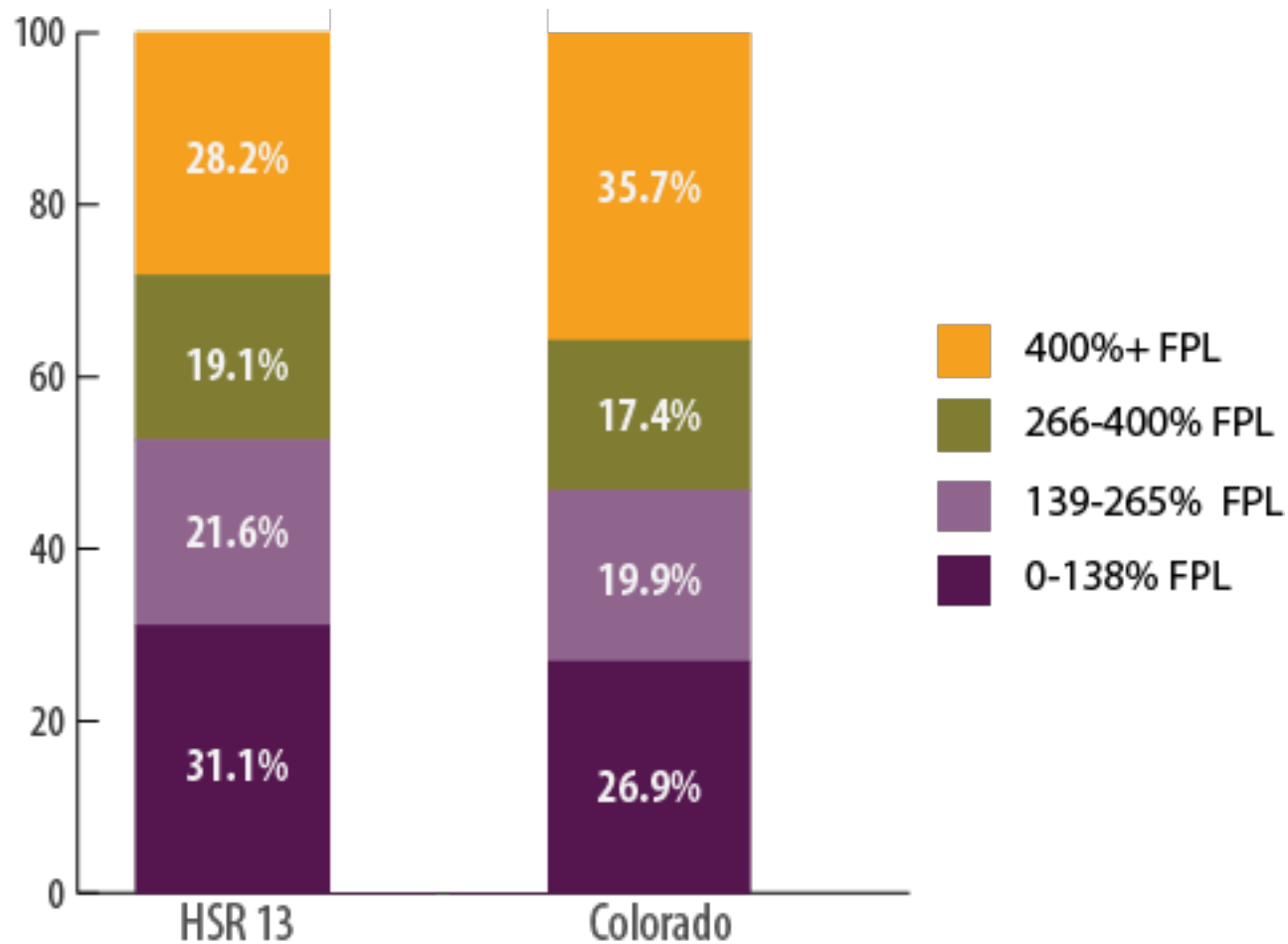


# HSR 13: Income Levels





# HSR 13: Income by Eligibility Categories for Health Insurance Coverage and Tax Credits



# HSR 13: Unemployment

Number Unemployed,  
2013

**2,667**  
186,723

Unemployment Rate,  
2013

**8.1%**  
6.8%

■ = HSR 13   ■ = Colorado



# HSR 13: Education

**Public School Students  
Eligible for Free and Reduced  
School Lunch (K-12)**

**53.4%**

42.2%

**High School  
Completion  
Rate**

**81.2%**

79.6%

■ = HSR 13   ■ = Colorado





Health Data Profile:  
*Health Indicators*

# HSR 13: General Health Status

**Percentage Reporting  
Excellent/Very Good/Good  
General Health Status**

**84.9%**  
86.9%

**Percentage Reporting  
Fair/Poor  
General Health Status**

**15.1%**  
13.1%

■ = HSR 13   ■ = Colorado



# HSR 13: Health Behaviors



Adults 18+ Binge Drinking\*



Children 5-14 Physically Active 60+ Minutes per day for Past 7 Days



Adults 18+ with Adequate Physical Activity\*\*



Age 18+ Year Old Smokers

**HSR 13**

**15.1%**

**NA**

**63.2%**

**24.4%**

**Colorado**

**18.5%**

**49.6%**

**59.5%**

**17.7%**

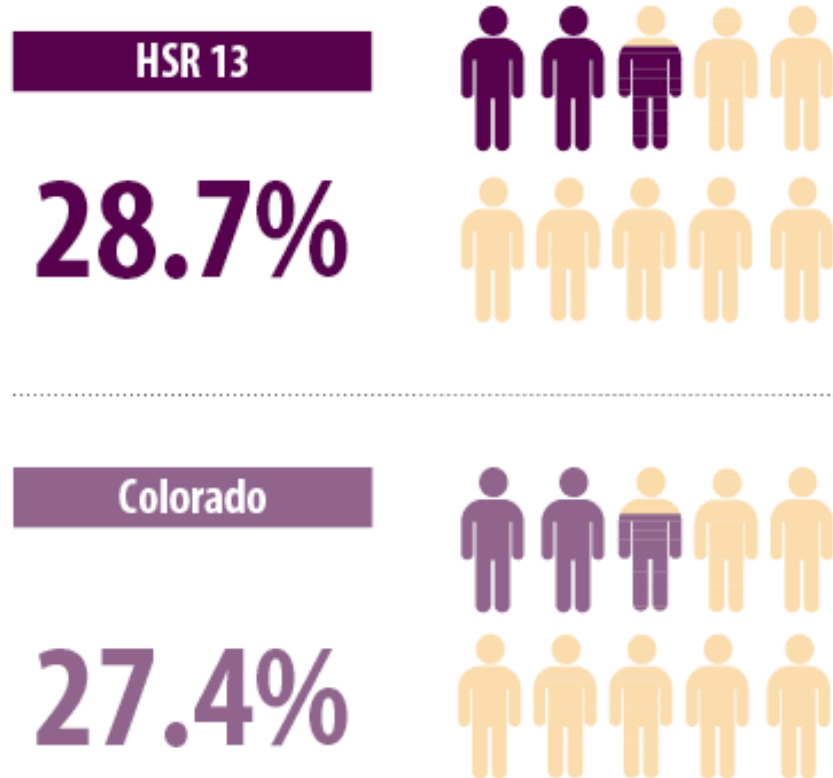
\* Percentage of adults who reported binge drinking (males 5+/females 4+ drinks) on one occasion in past 30 days.

\*\* Percentage of adults aged 18+ years who participated in 150+ minutes of moderate or 75+ minutes of vigorous aerobic physical activity per week.



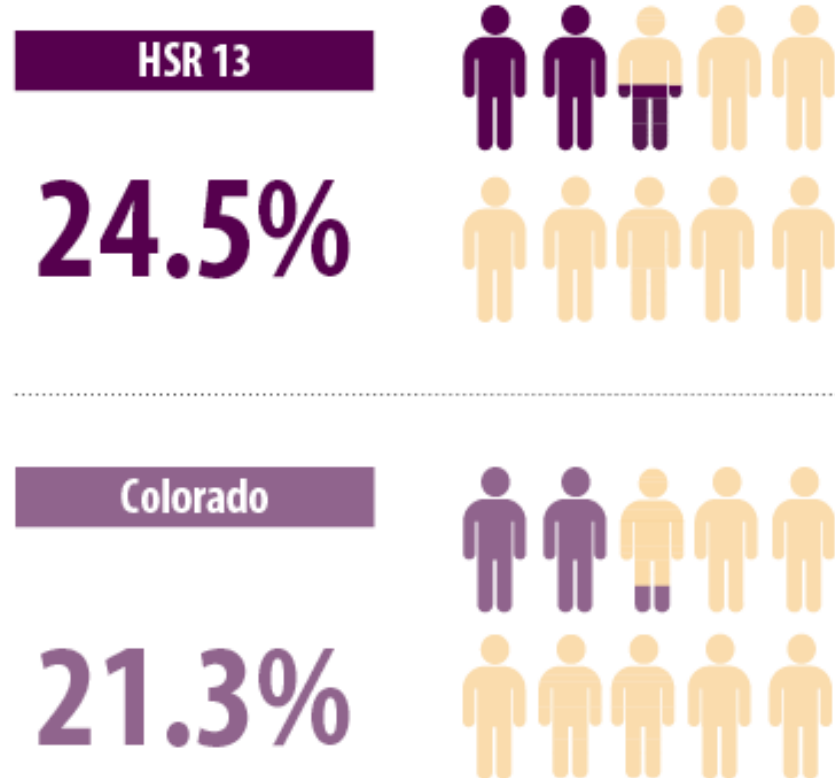
# HSR 13: Child Obesity

## Children 2-14 Who Are Overweight or Obese



# HSR 13: Adult Obesity

## Adults 18+ Who Are Obese





# HSR 13: Health Outcomes

	HSR 13	Colorado
Percent Births With Low Birthweight	9.6%	8.8%
Teen Birth Rate (15-17, per 1,000 Women)	15.8	14.4
Adults 18+ Screened by Physician and Told They Have High Blood Cholesterol	38.9%	34.8%
Adults 18+ Told by Physician They Have High Blood Pressure	30.7%	26.3%



# HSR 13: Food Access Indicators

Children 1-14 Who  
Ate Fruit 2+ Times  
and Veggies 3+  
Times per Day

Children 1-14 Who  
Ate Fast Food 1+  
Times in Past Week

Adults 18+ Who Ate  
Fast Food 1+ Times  
in Past Week

Agree/Strongly Agree  
it is Easy to Purchase  
Healthy Foods in  
Neighborhood

**HSR 13**

**11.0%**

**63.0%**

**52.7%**

**76.0%**

**Colorado**

**10.9%**

**65.9%**

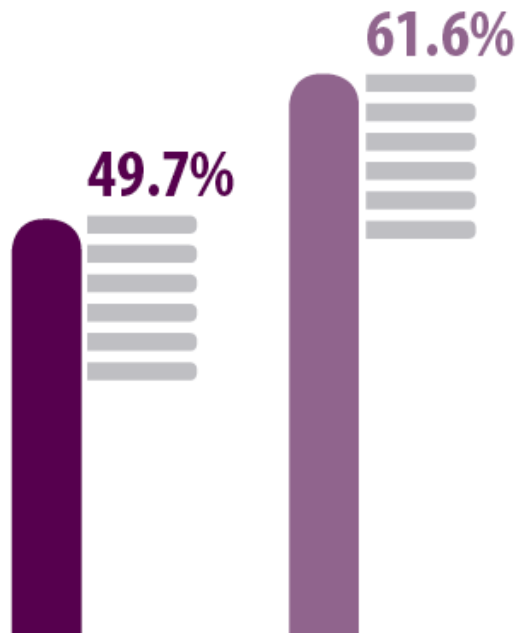
**64.4%**

**86.6%**



# HSR 13: Oral Health

## Percentage Who Have Dental Insurance



## Percentage Reporting Excellent/Very Good/Good Oral Health



■ = HSR 13

■ = Colorado



# HSR 13: Mental Health

## Percentage Reporting Poor Mental Health\*

**9.0%**  
10.6%

## Percentage Did Not Get Mental Health Care When Needed\*\*

**8.4%**  
7.8%

■ = HSR 13   ■ = Colorado

\*Poor mental health includes eight or more days of stress, depression, and problems with emotions.

\*\*In the past 12 months

SOURCE: Colorado Health Access Survey, 2013

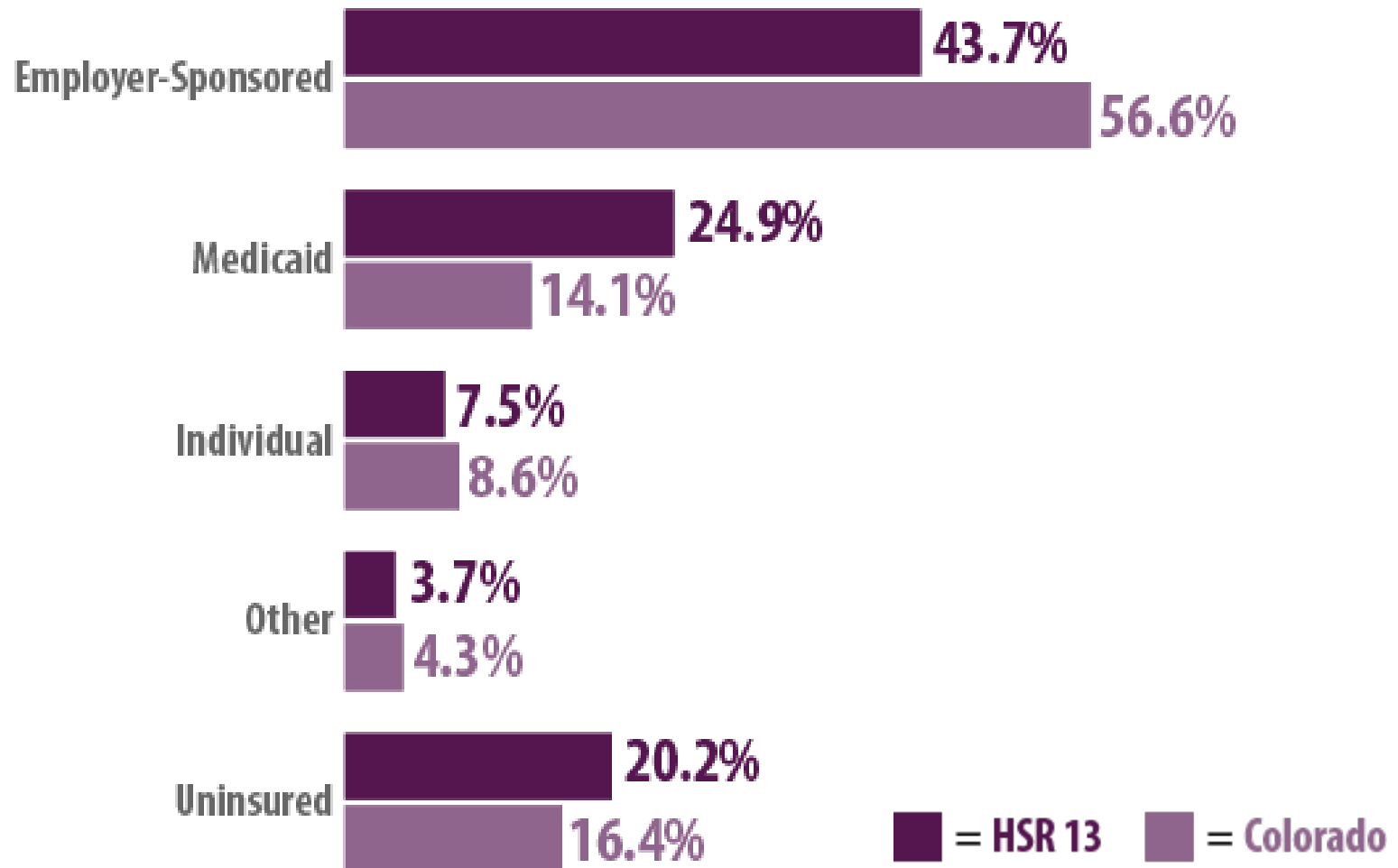




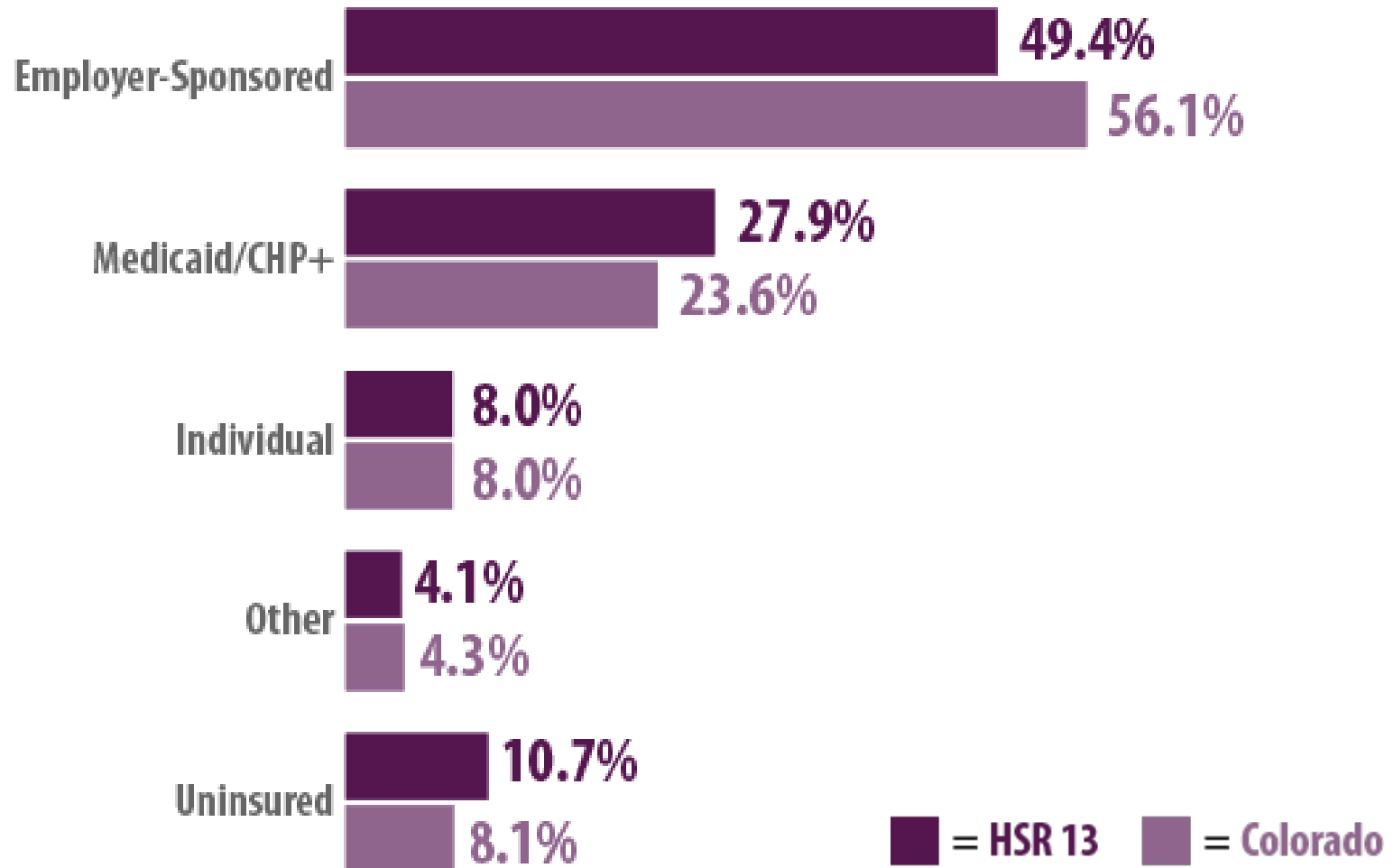
Health Data Profile:

# *Insurance and Access*

# HSR 13: Health Insurance Types, 2012



# HSR 13: Health Insurance Projections, 2016



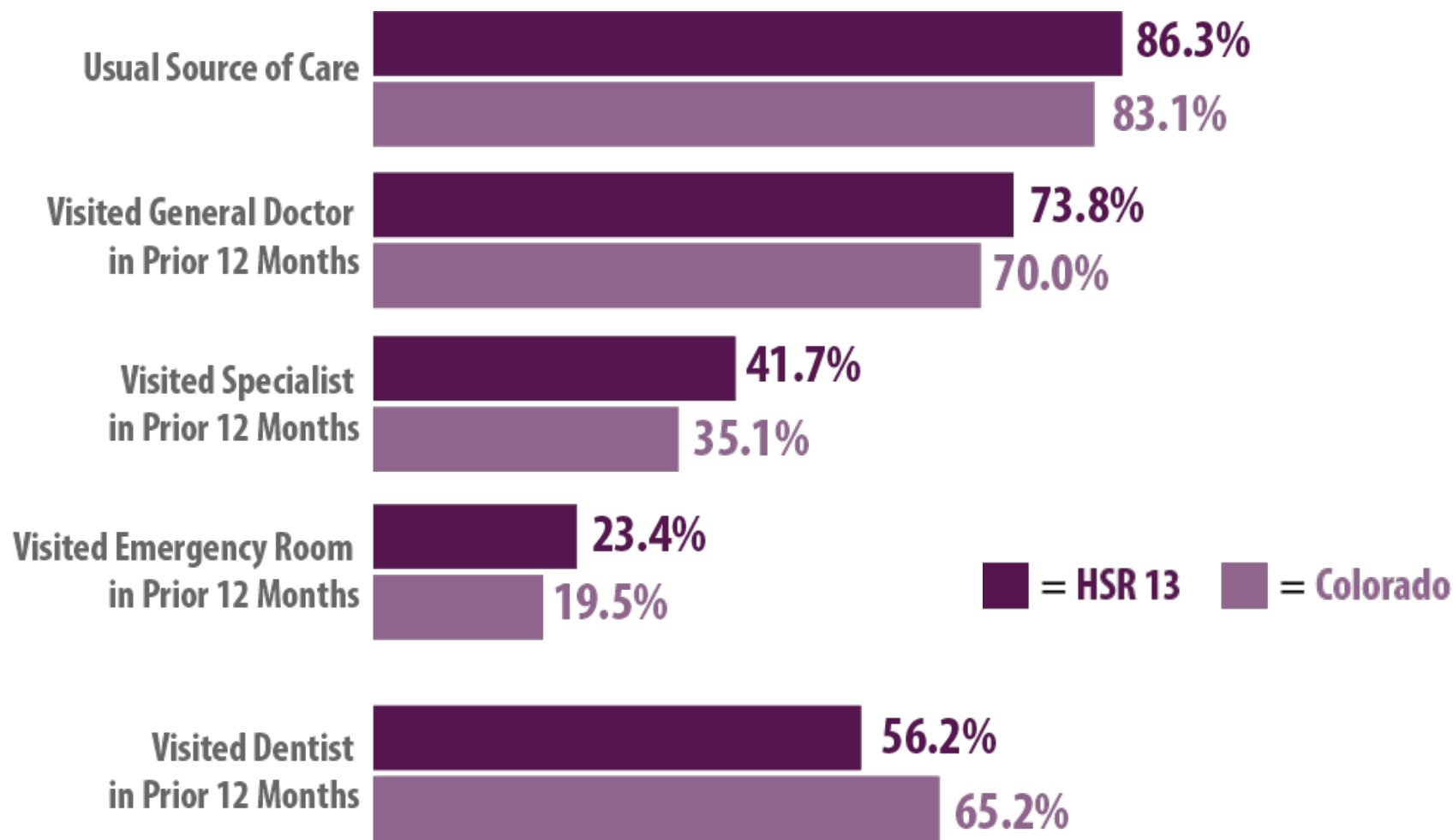
# HSR 13: Eligible But Not Enrolled In Public Insurance Programs

	HSR 13	Colorado
Children (0-18) Eligible But Not Enrolled in Medicaid	3.2%	11.5%
Children (0-18) Eligible But Not Enrolled in CHP+	30.1%	30.6%
Adults (19-64) Eligible But Not Enrolled in Medicaid	23.2%	26.1%





# HSR 13: Access to Care



# HSR 13: Health Care Workforce (Rate per 1,000 Residents)

## Practicing Primary Care Physicians

**36 (0.5)**  
3,332 (0.6)

## Active Licensed Physician Assistants

**34 (0.4)**  
2,411 (0.4)

## Active Licensed Nurse Practitioners

**32 (0.4)**  
3,142 (0.6)

## Active Licensed Dentists

**30 (0.4)**  
3,880 (0.7)

■ = HSR 13   ■ = Colorado



# Data Highlights: Region 13



Nearly **one of four** adults smoke cigarettes.



Fewer adults report poor **mental health** than the state average.



Nearly all children who are eligible for Medicaid **are enrolled** in the program.





[www.coloradohealthinstitute.org](http://www.coloradohealthinstitute.org)

@COHealthInst

facebook.com/coloradohealthinstitute