

Local Data, Local Health

Meeker, Routt, Jackson
and Rio Blanco Counties

October 2014



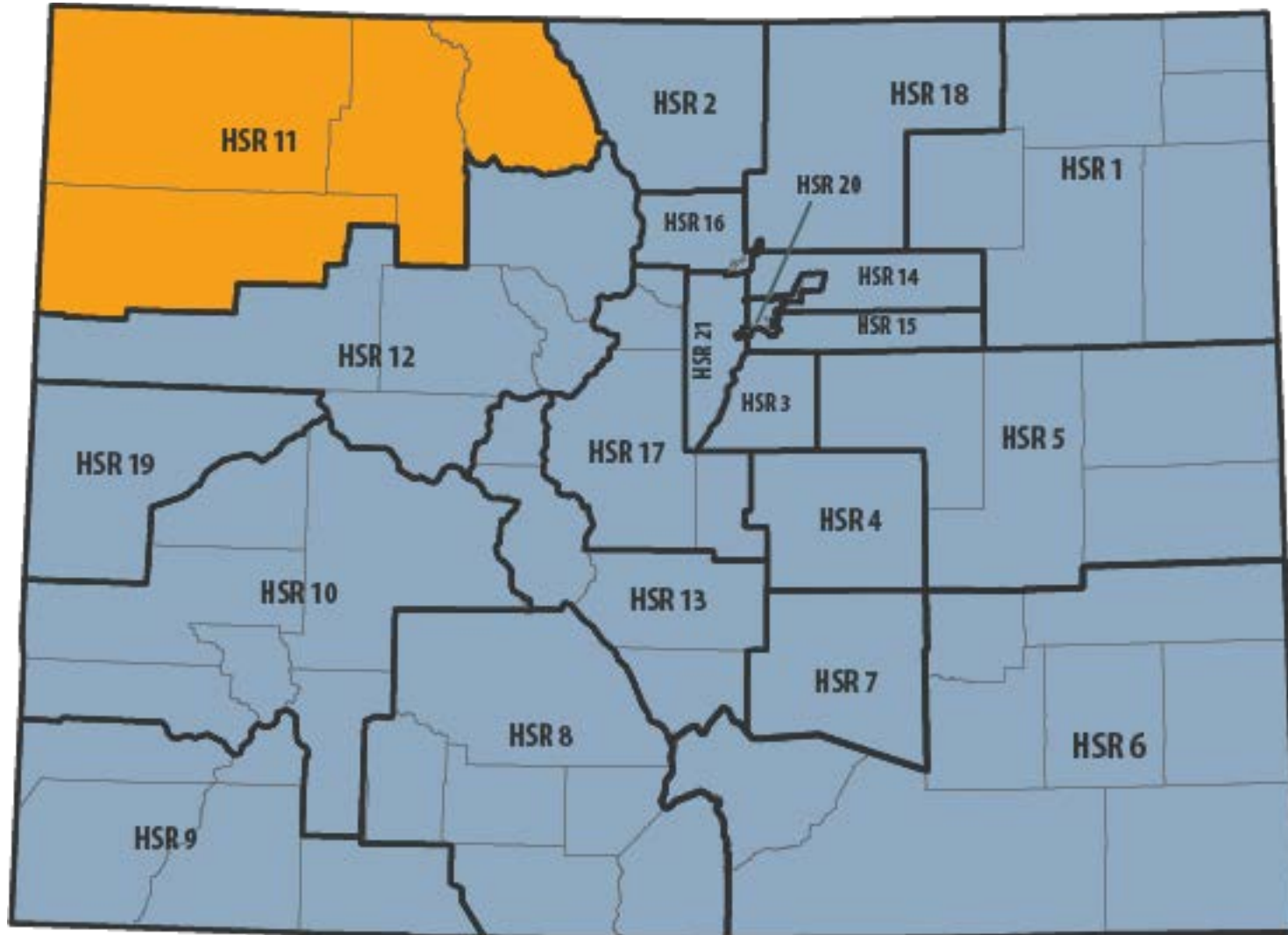
colorado health
INSTITUTE

Community Data for Community Members

- **Dive Into the Details:**
Snapshots of a region's health.
- **Use Our Data:**
These graphics are ready for your presentations, reports, grant applications, tweets, and other needs.
- **Get More Information:**
Contact the Colorado Health Institute. You can reach us by phone, email or social media.



Colorado's 21 Health Statistics Regions



Data Highlights: Region 11



Nearly all youth **complete high school** on time.



Adult **cigarette smoking** is higher than the state average.



Youth are more likely to eat healthfully than peers across the state but are **not as physically active**.



Health Data Profile:

Demographics

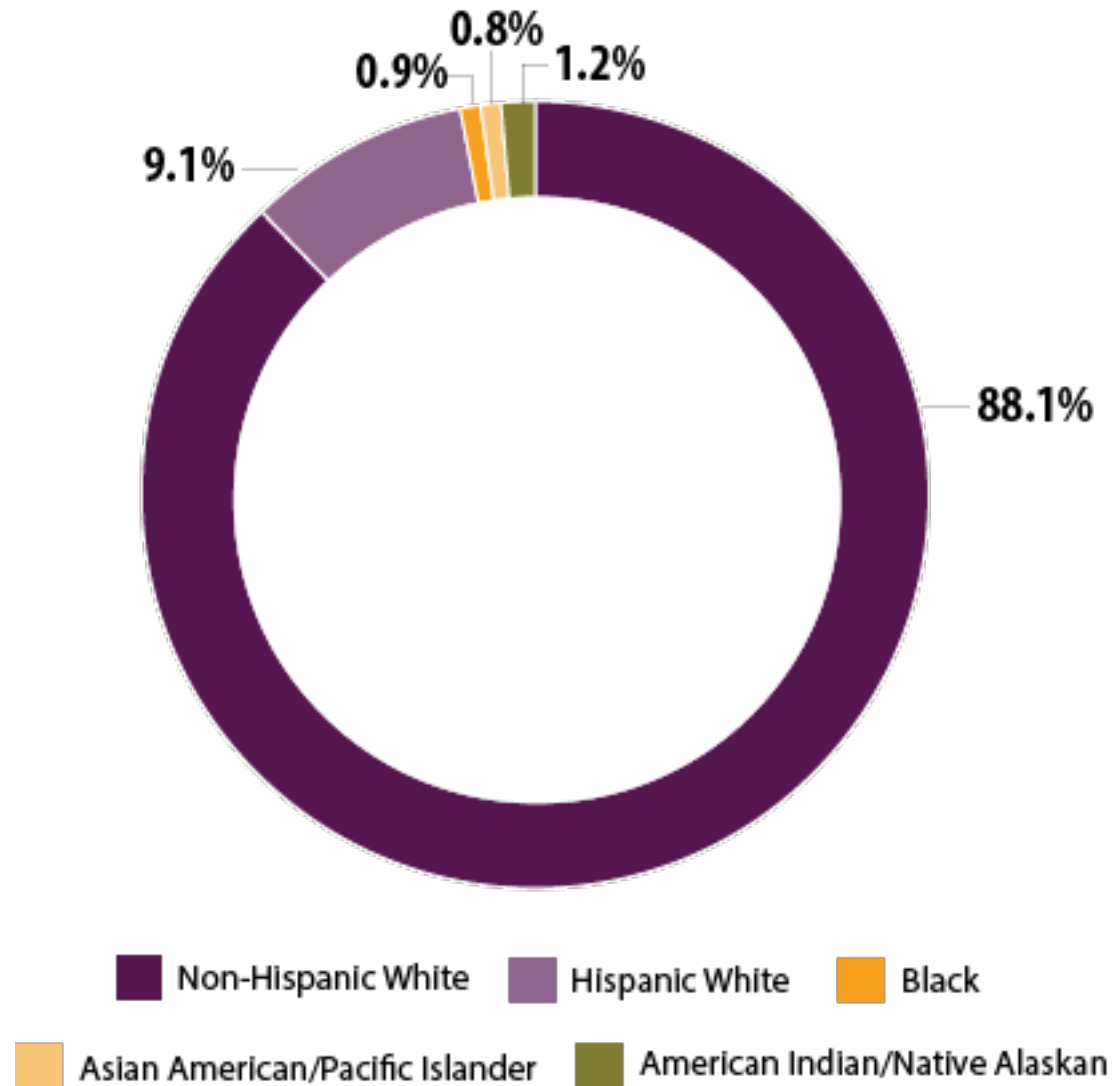
HSR 11: Population

	Population in 2014	Projected 2020 Population	Average Annual Growth Rate
All Ages	45,802	50,673	1.7%
	5,363,689	5,946,128	1.7%
Ages 0-18	11,111	12,410	1.9%
	1,345,196	1,464,674	1.4%
Ages 19-64	29,108	30,791	0.9%
	3,334,972	3,577,370	1.2%
Ages 65+	5,581	7,472	5.0%
	683,521	904,084	4.8%

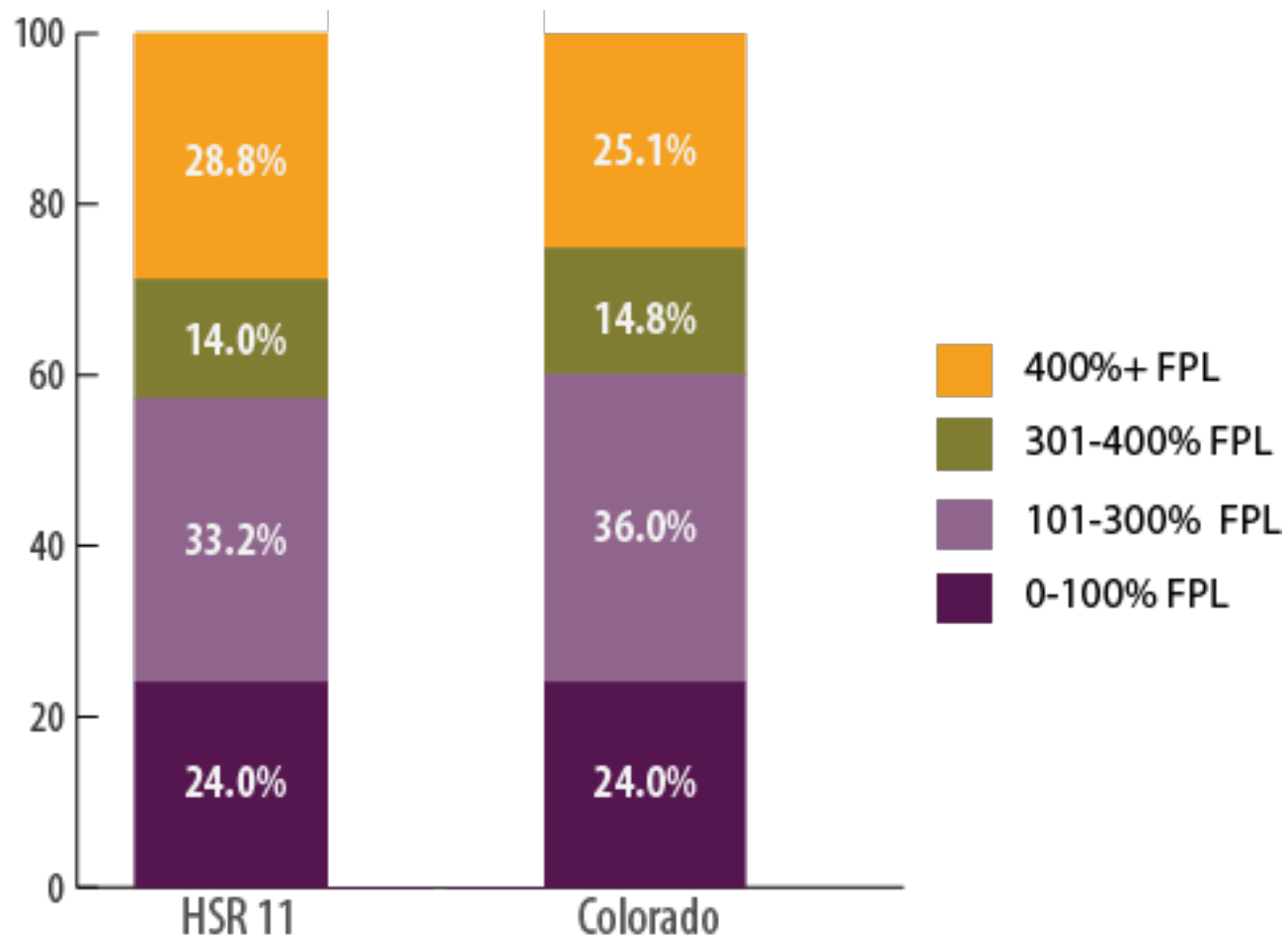
■ = HSR 11 ■ = Colorado



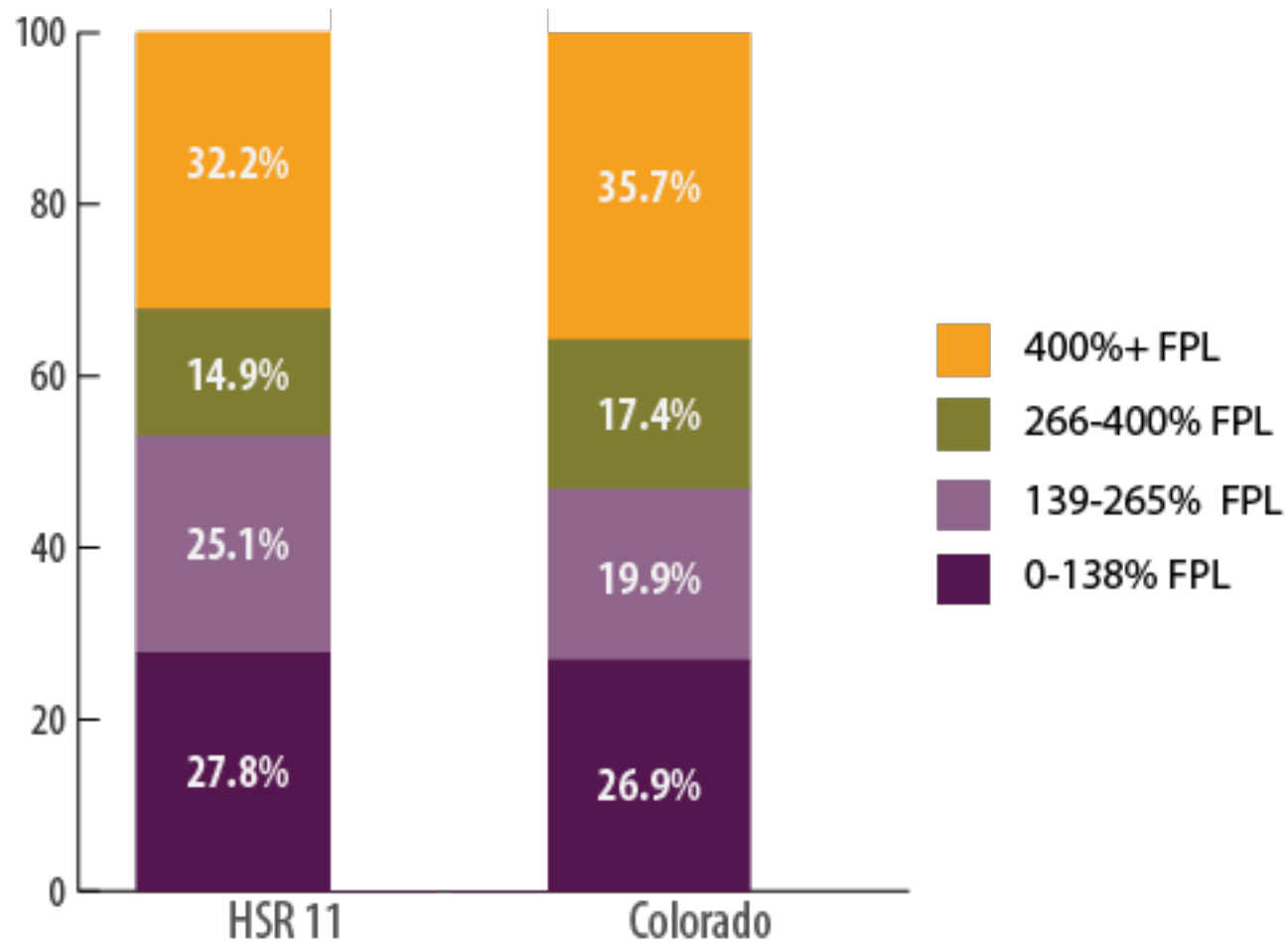
HSR 11: Race and Ethnicity



HSR 11: Income Levels



HSR 11: Income by Eligibility Categories for Health Insurance Coverage and Tax Credits



HSR 11: Unemployment

Number Unemployed,
2013

1,617
186,723

Unemployment Rate,
2013

5.8%
6.8%

■ = HSR 11 ■ = Colorado



HSR 11: Education

**Public School Students
Eligible for Free and Reduced
School Lunch (K-12)**

31.8%
42.2%

**High School
Completion
Rate**

90.7%
79.6%

■ = HSR 11 ■ = Colorado





Health Data Profile:
Health Indicators

HSR 11: General Health Status

**Percentage Reporting
Excellent/Very Good/Good
General Health Status**

82.9%
86.9%

**Percentage Reporting
Fair/Poor
General Health Status**

17.1%
13.1%

■ = HSR 11 ■ = Colorado



HSR 11: Health Behaviors



Adults 18+ Binge Drinking*



Children 5-14 Physically Active 60+ Minutes per day for Past 7 Days



Adults 18+ with Adequate Physical Activity**



Age 18+ Year Old Smokers

HSR 11

19.3%

40.1%

60.4%

20.5%

Colorado

18.5%

49.6%

59.5%

17.7%

* Percentage of adults who reported binge drinking (males 5+/females 4+ drinks) on one occasion in past 30 days.

** Percentage of adults aged 18+ years who participated in 150+ minutes of moderate or 75+ minutes of vigorous aerobic physical activity per week.



HSR 11: Child Obesity

Children 2-14 Who Are Overweight or Obese



HSR 11: Adult Obesity

Adults 18+ Who Are Obese



HSR 11: Health Outcomes

	HSR 11	Colorado
Percent Births With Low Birthweight	9.2%	8.8%
Teen Birth Rate (15-17, per 1,000 Women)	10.9	14.4
Adults 18+ Screened by Physician and Told They Have High Blood Cholesterol	35.3%	34.8%
Adults 18+ Told by Physician They Have High Blood Pressure	26.0%	26.3%



HSR 11: Food Access Indicators

Children 1-14 Who
Ate Fruit 2+ Times
and Veggies 3+
Times per Day

Children 1-14 Who
Ate Fast Food 1+
Times in Past Week

Adults 18+ Who Ate
Fast Food 1+ Times
in Past Week

Agree/Strongly Agree
it is Easy to Purchase
Healthy Foods in
Neighborhood

HSR 11

18.0%

49.1%

51.9%

77.2%

Colorado

10.9%

65.9%

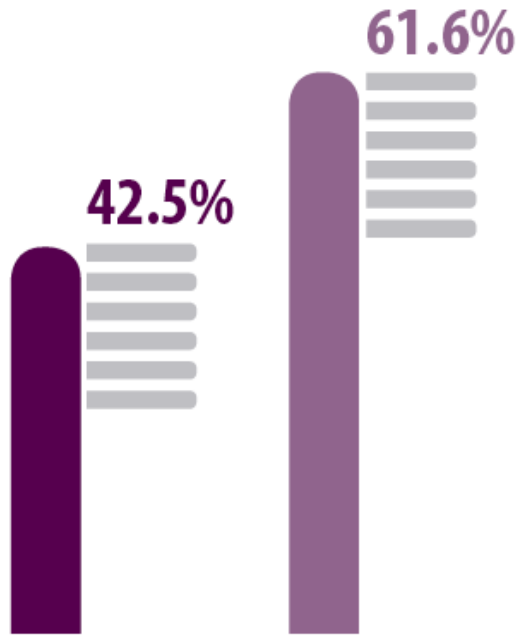
64.4%

86.6%




HSR 11: Oral Health

Percentage Who Have Dental Insurance



Percentage Reporting Excellent/Very Good/Good Oral Health



■ = HSR 11 ■ = Colorado



HSR 11: Mental Health

Percentage Reporting Poor Mental Health*

7.5%
10.6%

Percentage Did Not Get Mental Health Care When Needed**

5.4%
7.8%

■ = HSR 11 ■ = Colorado

*Poor mental health includes eight or more days of stress, depression, and problems with emotions.

**In the past 12 months

SOURCE: Colorado Health Access Survey, 2013

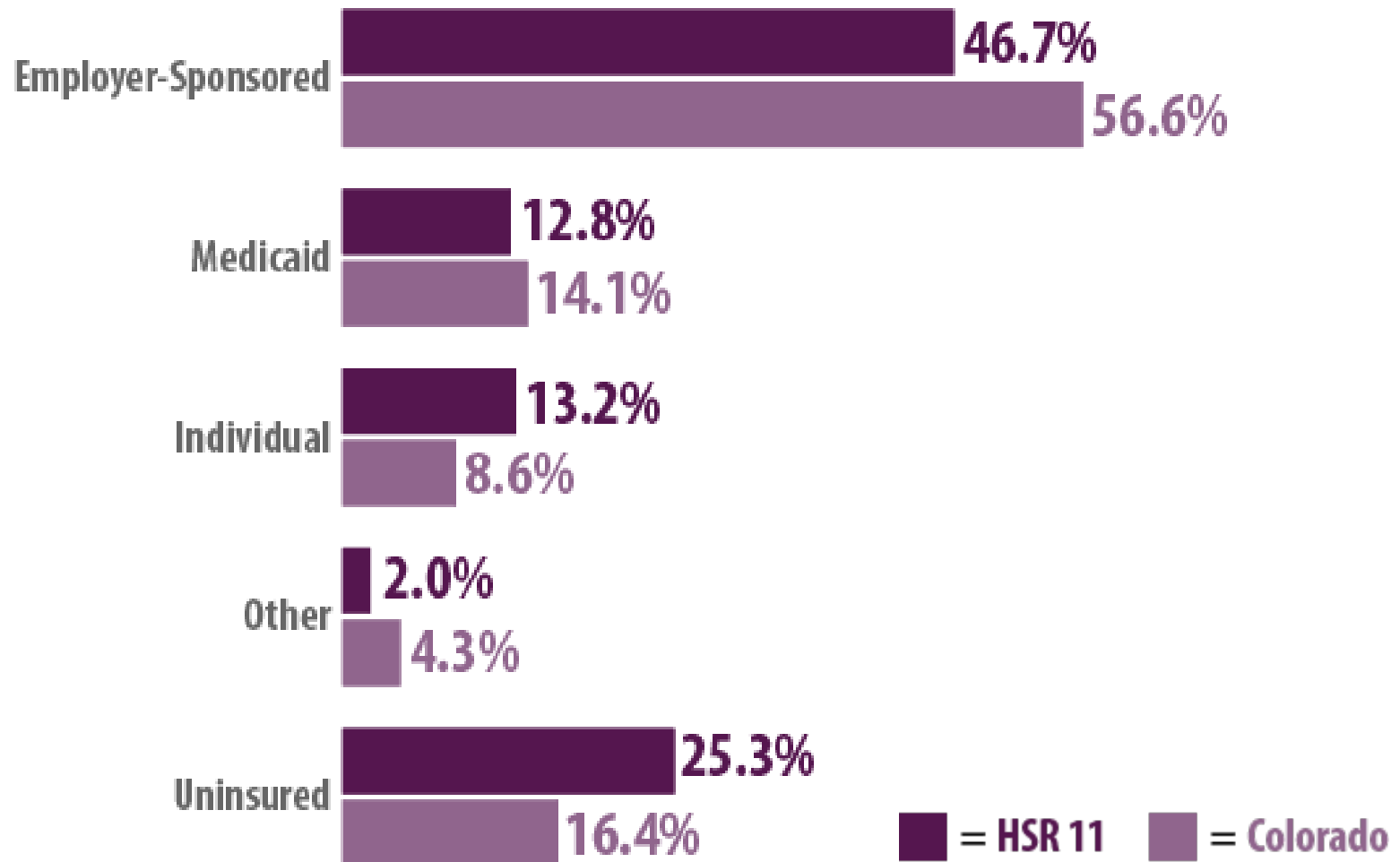




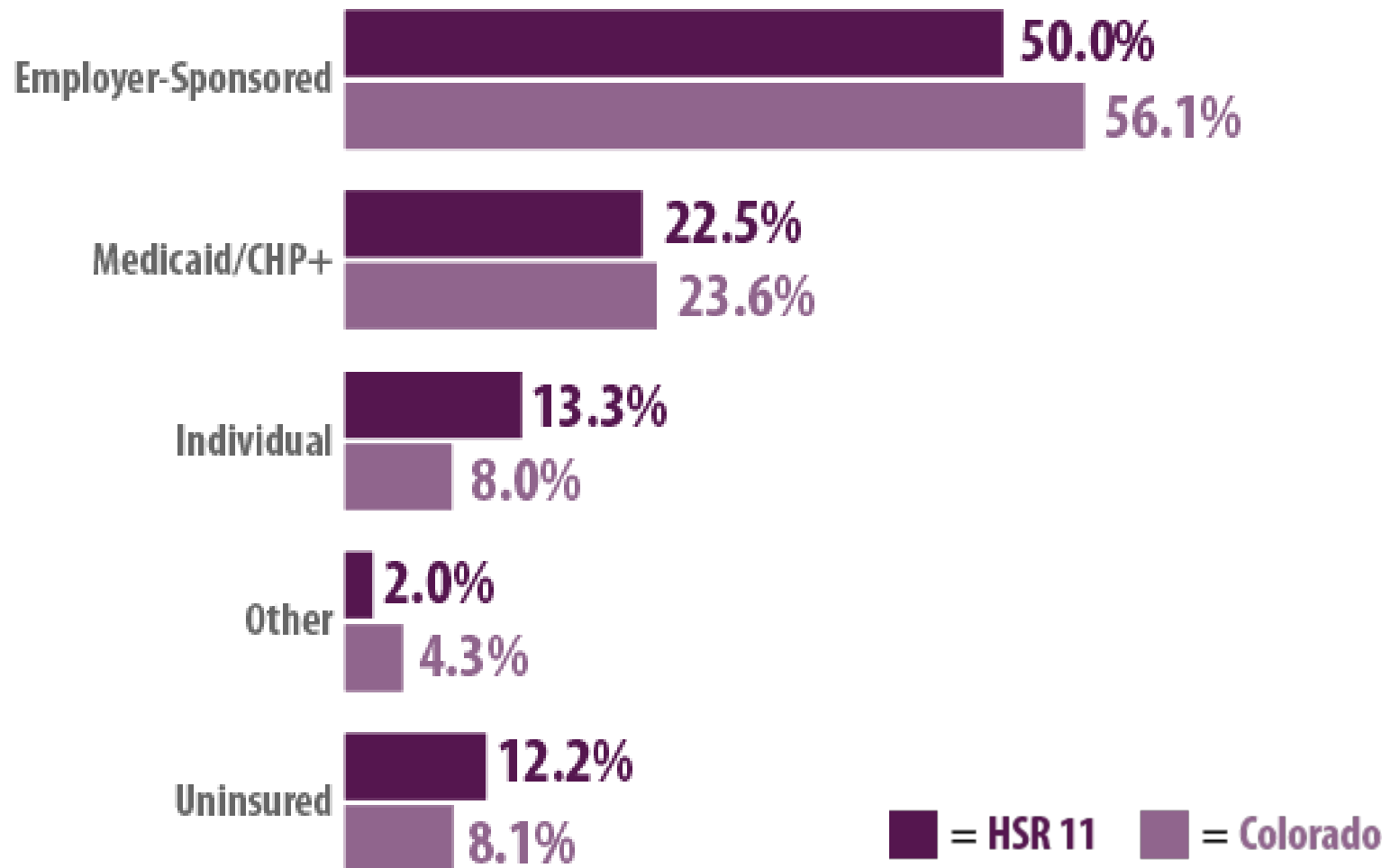
Health Data Profile:

Insurance and Access

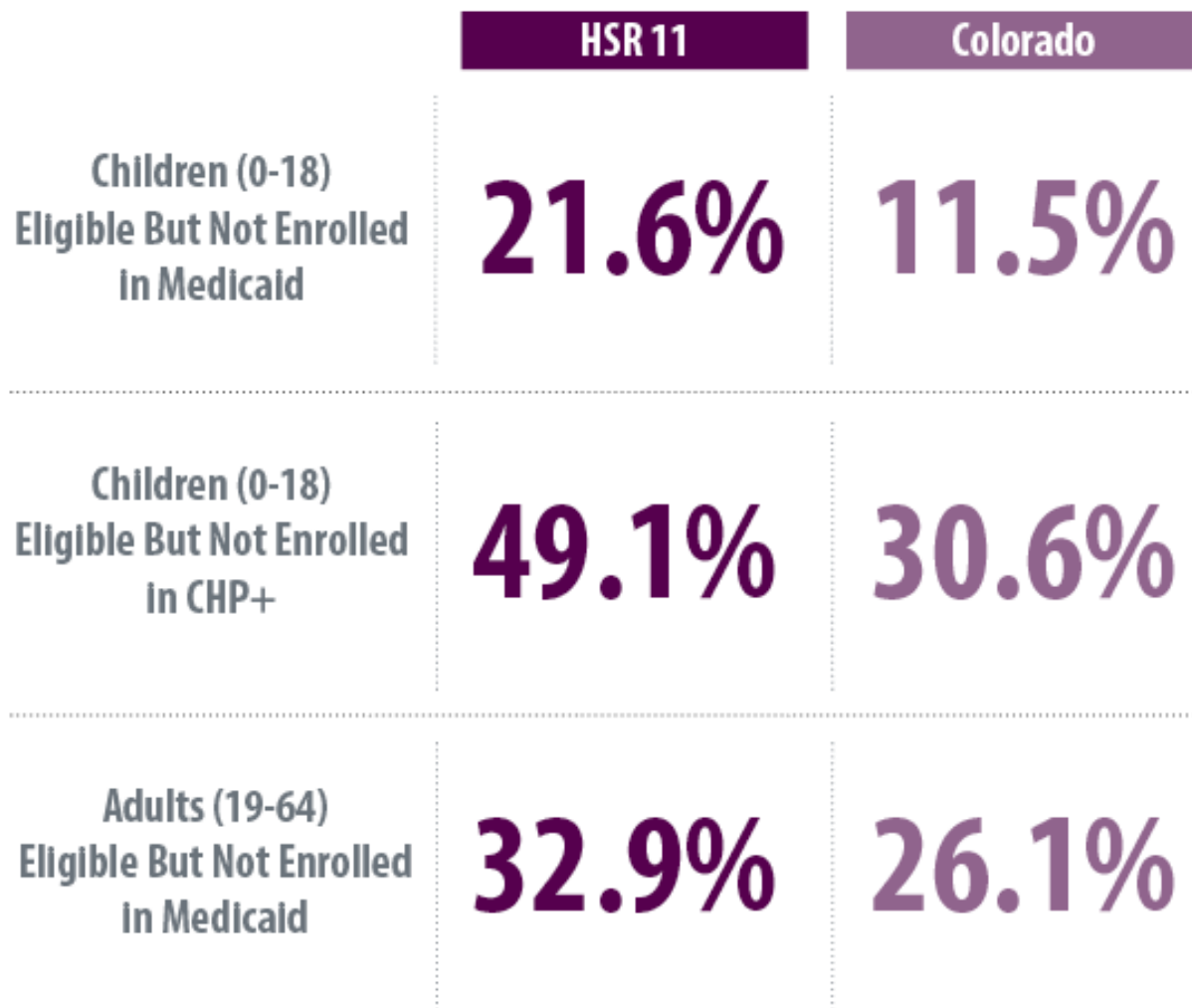
HSR 11: Health Insurance Types, 2012



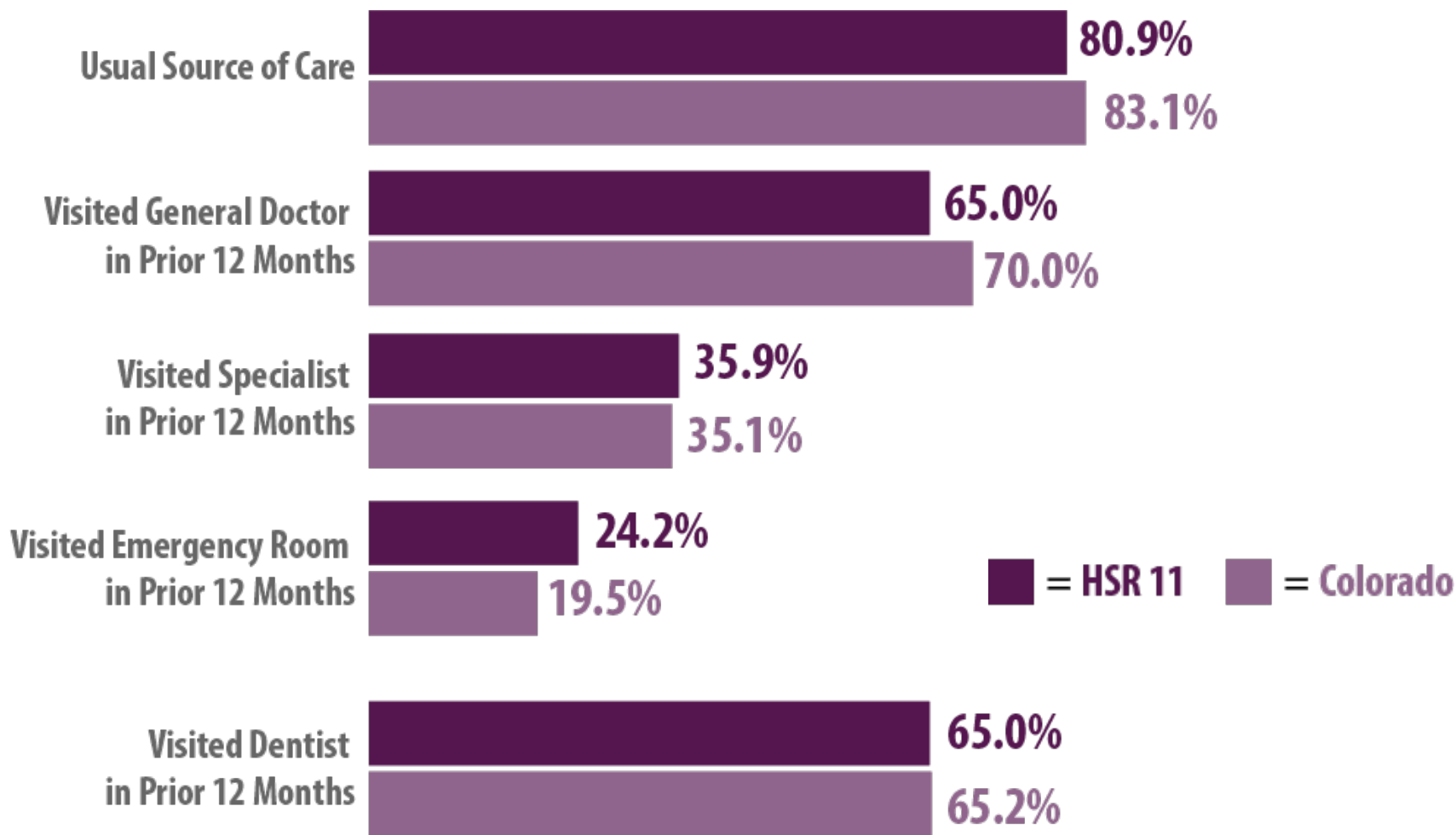
HSR 11: Health Insurance Projections, 2016



HSR 11: Eligible But Not Enrolled In Public Insurance Programs



HSR 11: Access to Care



HSR 11: Health Care Workforce (Rate per 1,000 Residents)

Practicing Primary Care Physicians

34 (0.7)

3,332 (0.6)

Active Licensed Physician Assistants

21 (0.5)

2,411 (0.4)

Active Licensed Nurse Practitioners

18 (0.4)

3,142 (0.6)

Active Licensed Dentists

33 (0.7)

3,880 (0.7)

■ = HSR 11 ■ = Colorado



Data Highlights: Region 11



Nearly all youth **complete high school** on time.



Adult **cigarette smoking** is higher than the state average.



Youth are more likely to eat healthfully than peers across the state but are **not as physically active**.





colorado health
INSTITUTE

www.coloradohealthinstitute.org

@COHealthInst

facebook.com/coloradohealthinstitute