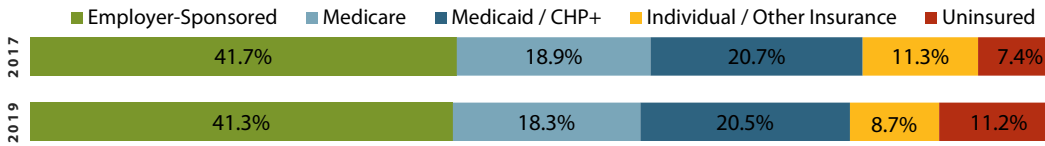


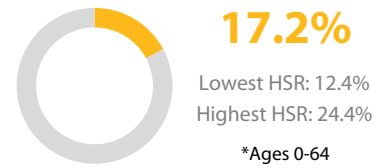
HEALTH STATISTICS REGION (HSR) 17

Clear Creek, Park, and Teller County

INSURANCE COVERAGE



Lost, switched, or gained coverage in the past 12 months*



SOCIAL FACTORS



8.2%

Ate less than they should due to lack of money

Lowest HSR: 2.4%
 Highest HSR: 19.1%



9.1%

Were concerned about having stable housing within the next two months

Lowest HSR: 3.5%
 Highest HSR: 14.5%



9.1%

Were sometimes or often treated unfairly while getting medical care (lifetime)***

Lowest HSR: 7.5%
 Highest HSR: 28.2%

Of those who were sometimes or often treated unfairly...

84.2%

experienced stress as a result of unfair treatment in a clinical setting ***

Lowest HSR: 64.7%
 Highest HSR: 87.4%

*** Asked of those 18 years of age or older

AFFORDABILITY



30.2%

Had a surprise medical bill in the past 12 months

Lowest HSR: 23.5%
 Highest HSR: 34.8%



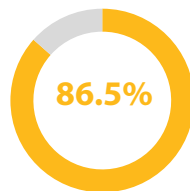
19.0%

Had problems paying medical bills in the past 12 months

Lowest HSR: 12.1%
 Highest HSR: 29.7%

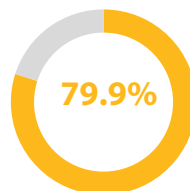
ACCESS TO CARE

Usual Source of Care and Health Care Utilization in the Past 12 Months



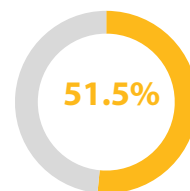
Had a usual source of care

Lowest HSR: 83.5%
 Highest HSR: 94.4%



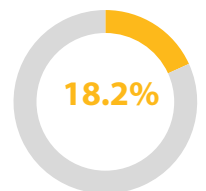
Visited a general doctor

Lowest HSR: 69.5%
 Highest HSR: 86.6%



Visited a specialist

Lowest HSR: 30.8%
 Highest HSR: 51.7%



Visited the emergency room

Lowest HSR: 13.4%
 Highest HSR: 28.5%

BARRIERS TO CARE

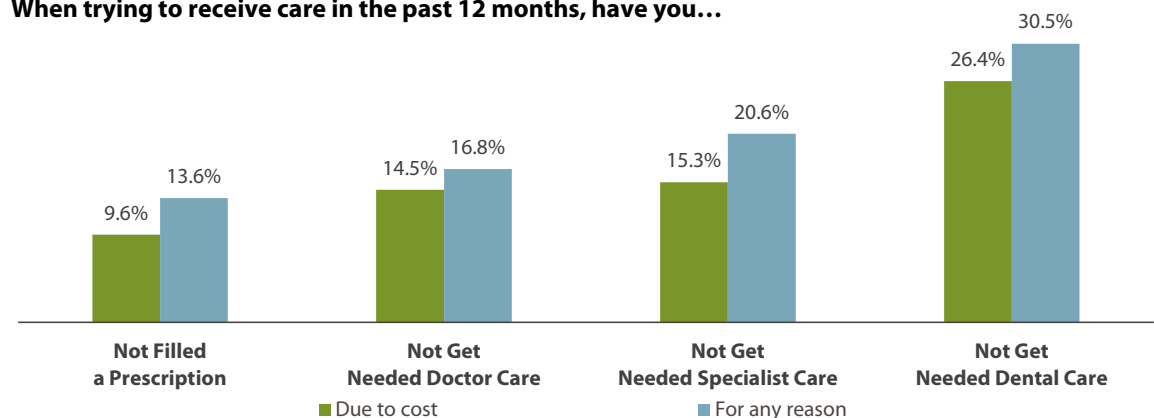
In the past 12 months...

| | 2013 | 2015 | 2017 | 2019 |
|---|-------|-------|-------|-------|
| You couldn't get an appointment as soon as you needed one | 15.9% | 11.4% | 10.1% | 19.1% |
| The doctor's office wasn't accepting patients with your type of insurance** | 8.2% | 8.3% | 12.9% | 14.4% |
| The doctor's office wasn't accepting new patients | 10.0% | 7.8% | 11.7% | 15.2% |

** Asked of currently insured

FOREGONE CARE

When trying to receive care in the past 12 months, have you...



HEALTH STATISTICS REGION (HSR) 17

Clear Creek, Park, and Teller County

HEALTH STATUS

11.8%

Of Coloradans report poor general health

Lowest HSR: 10.7%
Highest HSR: 28.4%



21.1%

Of Coloradans report poor oral health

Lowest HSR: 9.8%
Highest HSR: 31.1%



10.8%

Of Coloradans (ages 5+) report poor mental health

Lowest HSR: 8.5%
Highest HSR: 20.3%



MENTAL HEALTH

6.5%

Did not get needed mental health care in the past 12 months

Lowest HSR: 5.4%
Highest HSR: 17.7%



18.6%

Talked with a general doctor about their mental health

Lowest HSR: 11.6%
Highest HSR: 25.7%

14.4%

Talked with a mental health provider about their mental health

Lowest HSR: 9.5%
Highest HSR: 23.4%

ORAL HEALTH

69.2%

Has dental insurance

Lowest HSR: 59.1%
Highest HSR: 85.6%

70.2%

Visited a dentist in the past 12 months

Lowest HSR: 58.6%
Highest HSR: 87%



SUBSTANCE USE

Have you, a loved one, or a close friend ever...

Taken a prescription painkiller without a prescription*

15.3%

Lowest HSR: 11.7%
Highest HSR: 35%

Been addicted to prescription painkillers or heroin*

10.4%

Lowest HSR: 5%
Highest HSR: 20.4%

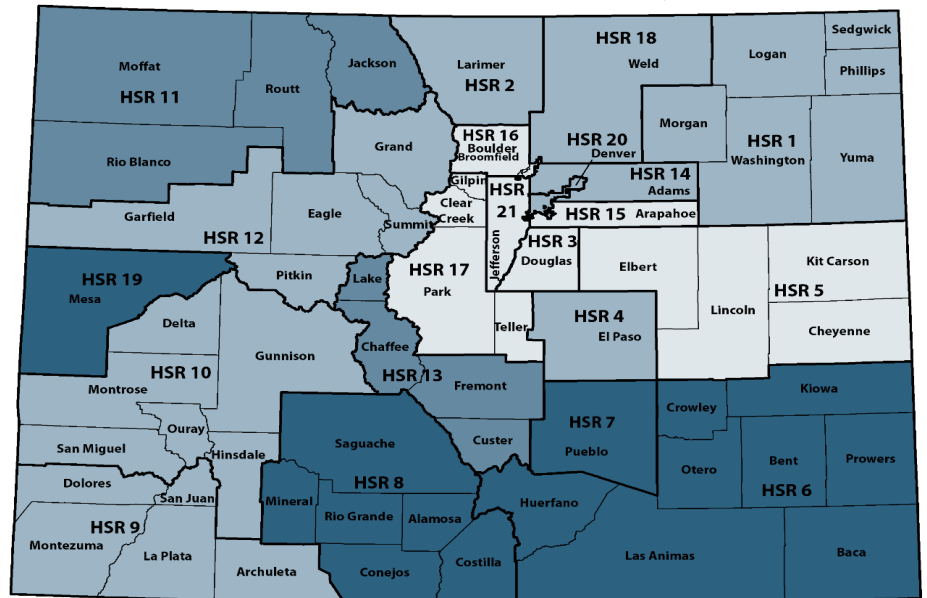
Been addicted to alcohol or drugs other than prescription painkillers or heroin*

23.4%

Lowest HSR: 15.6%
Highest HSR: 34.1%

* Asked of those 18 years of age or older

Opioid Addiction Is a Major Problem in Your Community (Self-Reported)



Legend: 11.2% - 16.4% (lightest blue), 16.5% - 23.8% (medium blue), 23.9% - 32.5% (dark blue), 32.6% - 53.6% (darkest blue)

The CHAS is primarily funded by **The Colorado Trust** and **The Colorado Health Foundation**. Special thanks also to the **Colorado Office of Behavioral Health** and the **Colorado Department of Health Care Policy and Financing** for sponsorship of items on the 2019 survey.



Download profiles for all 21 Health Statistics Regions and the State of Colorado at colo.health/CHAS



The Colorado Health Institute is a trusted source of independent and objective health information, data, and analysis for the state's leaders. CHI has served the state in this capacity since 2002. The Colorado Health Access Survey is the premier source of information on health insurance coverage, access to health care, and use of health care services in Colorado.

303 E. 17th Ave., Suite 930, Denver, CO 80203 • 303.831.4200 • coloradohealthinstitute.org

Contact: Eli Boone, Research Analyst, at 720.975.9250 or BooneE@coloradohealthinstitute.org