



Colorado Children's Health Insurance Status: 2013 Update

How Many Children Are Eligible But Not Enrolled in Medicaid or CHP+?

Beginning in 2014, most Coloradans – including children – will be required to have health insurance or pay a tax penalty. An estimated 125,000 Colorado children were uninsured in 2011. More than two thirds of those children – approximately 89,000 – were eligible for but not enrolled (EBNE) in public health insurance programs.

Each year, the Colorado Health Institute estimates the number of uninsured children who are eligible for but not enrolled in Medicaid and the Child Health Plan Plus (CHP+) to help health care leaders understand enrollment patterns in these programs. In 2011, of the 89,000 children who were eligible for these public insurance programs but not enrolled in them, 44 percent (39,000) were EBNE in Medicaid and 56 percent (50,000) were EBNE in CHP+.

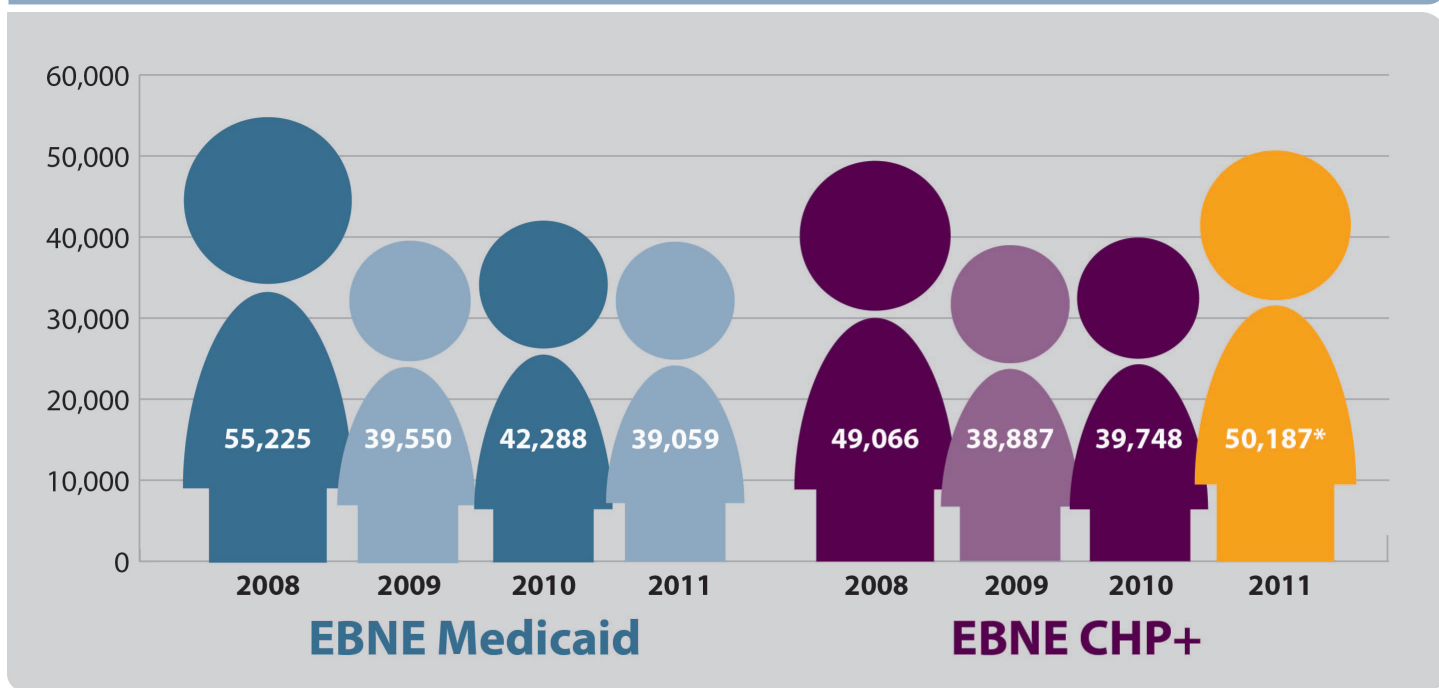
The Colorado Health Care Affordability Act expanded CHP+ eligibility in May 2010 to children in families with incomes up to 250 percent of the federal poverty level (FPL). This expansion of CHP+ eligibility helps explain the increase in the number of children EBNE in CHP+ between 2010 and 2011. *(For more information, see page 8 of the Data Supplement.)* The number of children EBNE in Medicaid fell to 39,000 from 42,000, a change that was not statistically significant.

The overall estimated number of uninsured children in Colorado decreased slightly between 2010 and 2011, from 10.4 percent to 9.7 percent, though the decline was not statistically significant.

Figure 1. Number and Percentage of Low-Income Uninsured Children (ages 0-18) Eligible But Not Enrolled in Medicaid or CHP+, Colorado, 2011

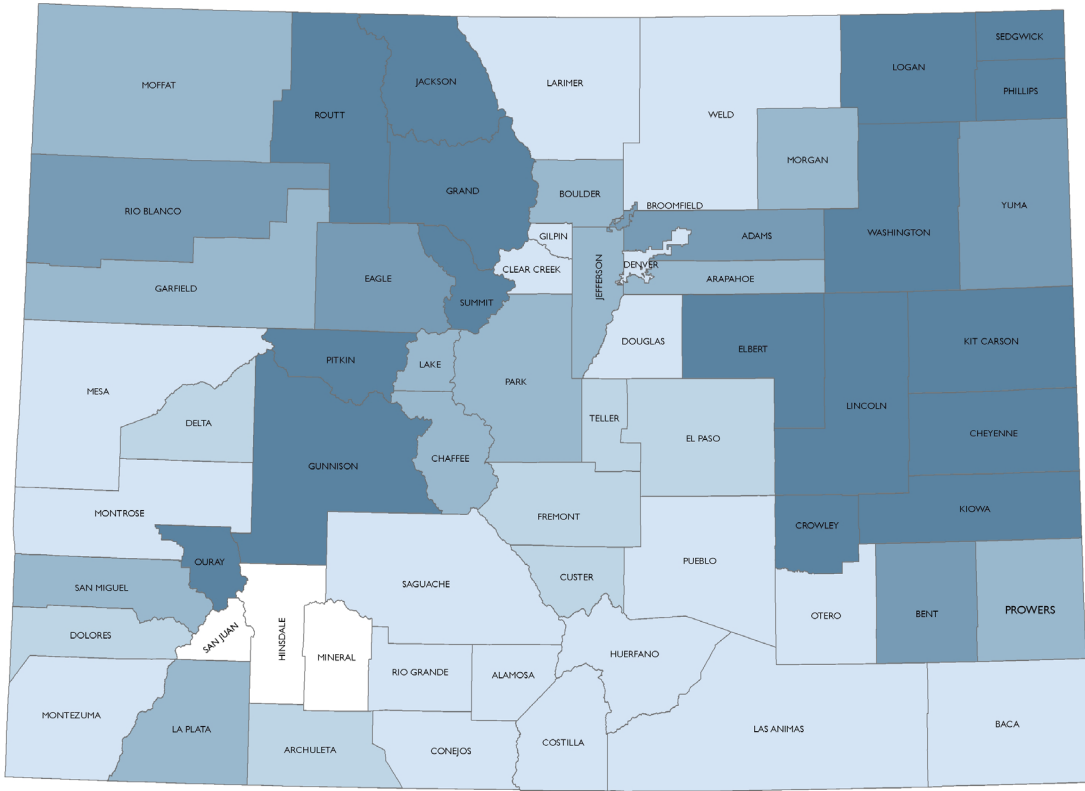
Program	A. Number enrolled	B. Number EBNE	C. Total eligible (A+B)	D. Percent EBNE (B/C)	E. Percent enrolled (A/C)
Medicaid	319,419	39,059	358,478	10.9%	89.1%
CHP+	66,676	50,187	116,863	42.9%	57.1%
Medicaid or CHP+	386,095	89,246	475,341	18.8%	81.2%

Figure 2. Number of Uninsured Low-Income Children (ages 0-18) in Colorado Eligible But Not Enrolled in Medicaid and CHP+, 2008-2011



*Note: From 2008-2010, the definition of EBNE in CHP+ included children with incomes up to and including 205% of FPL. In 2011, the definition includes children with incomes up to 250% of FPL. As a result, CHP+ estimates for 2008-2010 are not directly comparable to estimates from 2011.

Map 1. Percent of Eligible Uninsured Children Who Are Not Enrolled in Medicaid By County, Colorado, 2011



No data available
 Less than 8.0%
 8.0% - 12.0%
 12.1% - 16.0%
 16.1% - 20.0%
 20.1% and higher

Would you like the numbers behind these maps?

CHI analyzed the 2008-11 American Community Survey and enrollment data from the Colorado Department of Health Care Policy and Financing to develop these estimates. For more information on how the estimates were derived or to view the more detailed companion piece, *Colorado Children's Health Insurance Status: County-Level Estimates of Children Eligible But Not Enrolled in Medicaid or CHP+*, please visit coloradohealthinstitute.org.

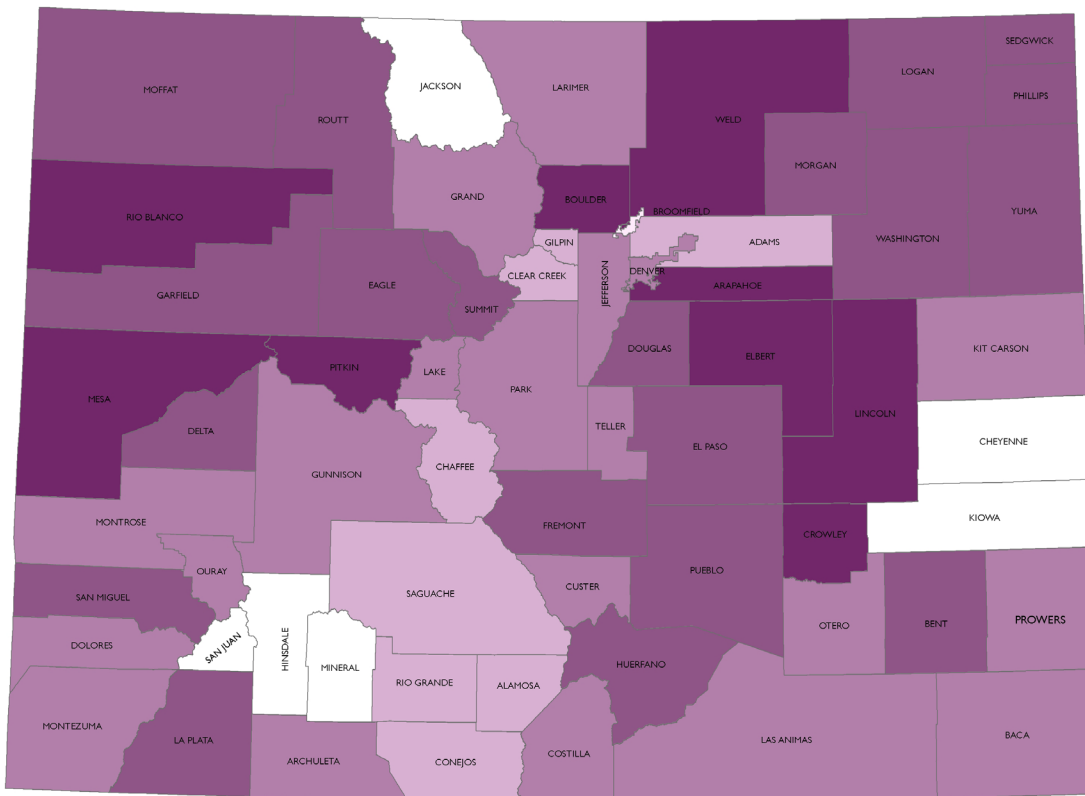


Colorado Health Institute is a trusted source of independent and objective health information, data and analysis for the state's health care leaders. Colorado Health Institute is funded today by the Caring for Colorado Foundation, Rose Community Foundation, The Colorado Trust and the Colorado Health Foundation.

303 E. 17th Ave.,
Suite 930
Denver, CO 80203
303.831.4200

coloradohealthinstitute.org

Map 2. Percent of Eligible Uninsured Children Who Are Not Enrolled in CHP+ By County, Colorado, 2011



No data available
 Less than 20.0%
 20.0% - 30.0%
 30.1% - 40.0%
 40.1% - 50.0%
 Greater than 50.0%