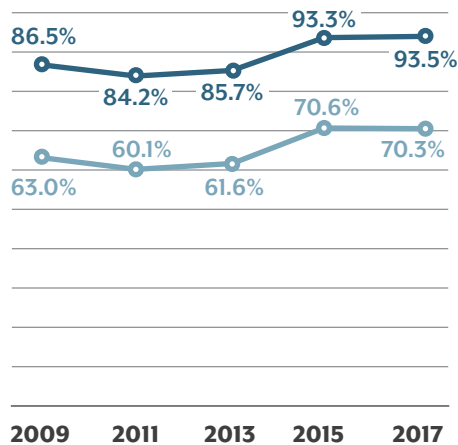


ACCESS TO CARE INDEX

Potential Access: 8.2

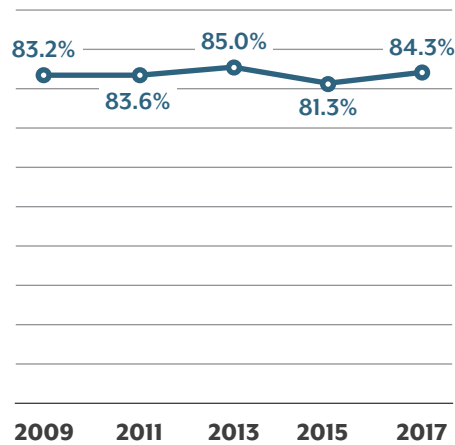
Insurance Rates

■ Health ■ Dental



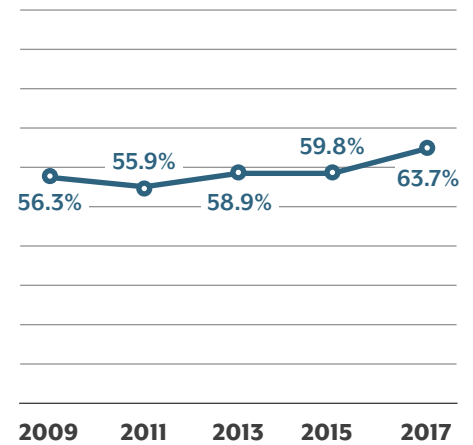
Pathways to Care: 8.9

Able to Get Timely Doctor's Appointment



Realized Access: 6.9

Last ER Visit for an Emergency



Health Care Workforce per 1,000 Residents



2.8

Physicians



1.2

Nurse Practitioners/
Physicians Assistants



0.7

Dentists



0.5

Psychologists

Overcoming Access Barriers

Able to Afford Doctor Care	89.9%
Able to Afford Dental Care	84.3%
Able to Afford Prescriptions	89.3%
Able to Afford Specialist Care	88.8%
Had a Usual Source of Care	84.2%
Provider Took Insurance	88.6%
Had No Transportation Barriers	94.5%

Preventive Care

Appropriate Asthma Prescription	88.5%
Breast Cancer Screening	57.1%
Cervical Cancer Screening	57.7%
Colorectal Cancer Screening	33.5%
Dental Visit	66.4%
Timely Prenatal Care	87.6%
Well Child Visit	72.0%

English Speaker at Home:

97.0%

Treated Respectfully by Providers:

93.0%

Got Needed Mental Health Care:

92.4%