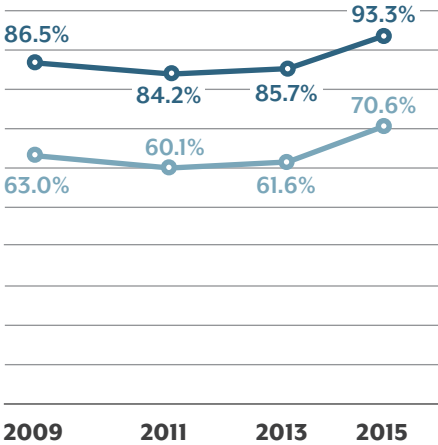


ACCESS TO CARE INDEX

Potential Access: 8.1

Insurance Rates

Health Dental



Health Care Workforce per 1,000 Residents



2.8

Physicians



1.1

Nurse Practitioners/
Physicians Assistants



0.7

Dentists



0.5

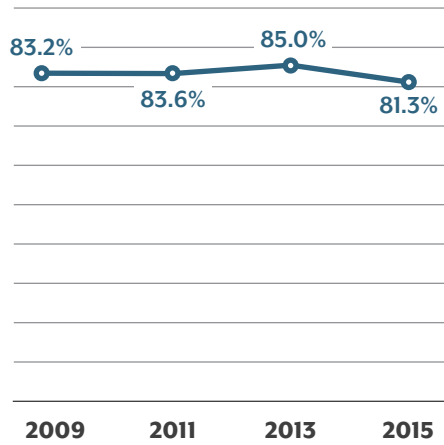
Psychologists

English Speaker at Home:

96.9%

Pathways to Care: 8.8

Able to Get Timely Doctor's Appointment

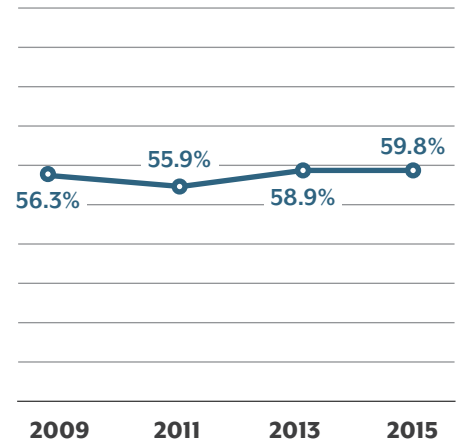


Overcoming Access Barriers

Able to Afford Doctor Care	89.7%
Able to Afford Dental Care	82.9%
Able to Afford Prescriptions	90.2%
Able to Afford Specialist Care	89.0%
Had a Usual Source of Care	86.6%
Provider Took Insurance	90.3%
Had No Transportation Barriers	95.4%

Realized Access: 7.0

Last ER Visit for an Emergency



Preventive Care

Appropriate Asthma Prescription	90.2%
Breast Cancer Screening	62.4%
Cervical Cancer Screening	60.4%
Colorectal Cancer Screening	34.3%
Dental Visit	68.3%
Timely Prenatal Care	87.2%
Well Child Visit	75.9%

Got Needed Mental Health Care:

91.0%