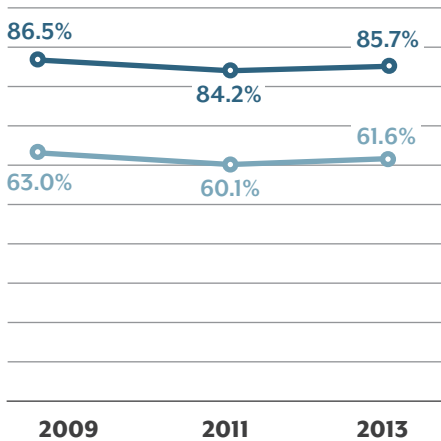


ACCESS TO CARE INDEX

Potential Access: 7.7

Insurance Rates

Health Dental



Health Care Workforce per 1,000 Residents

2.8
Physicians

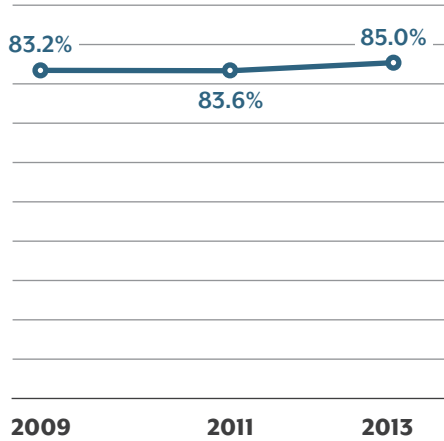
1.0
Nurse Practitioners/
Physicians Assistants

0.7
Dentists

0.4
Psychologists

Pathways to Care: 8.8

Able to Get Timely Doctor's Appointment

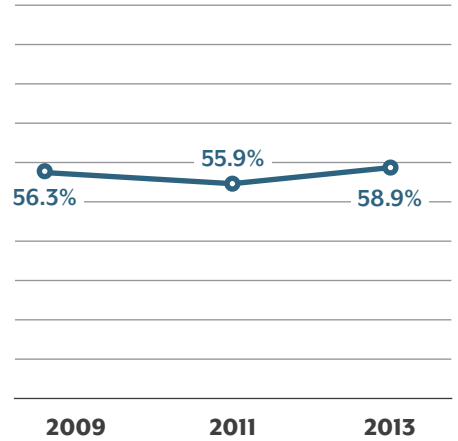


Overcoming Access Barriers

- Able to Afford Doctor Care **87.7%**
- Able to Afford Dental Care **80.7%**
- Able to Afford Prescriptions **88.8%**
- Able to Afford Specialist Care **88.1%**
- Had a Usual Source of Care **83.1%**
- Provider Took Insurance **91.8%**
- Had No Transportation Barriers **95.7%**

Realized Access: 6.8

Last ER Visit for an Emergency



Preventive Care

- Appropriate Asthma Prescription **89.8%**
- Breast Cancer Screening **55.8%**
- Cervical Cancer Screening **57.6%**
- Colorectal Cancer Screening **30.9%**
- Dental Visit **65.3%**
- Timely Prenatal Care **82.5%**
- Well Child Visit **72.4%**

English Speaker at Home:

96.6%

Got Needed Mental Health Care:

92.2%