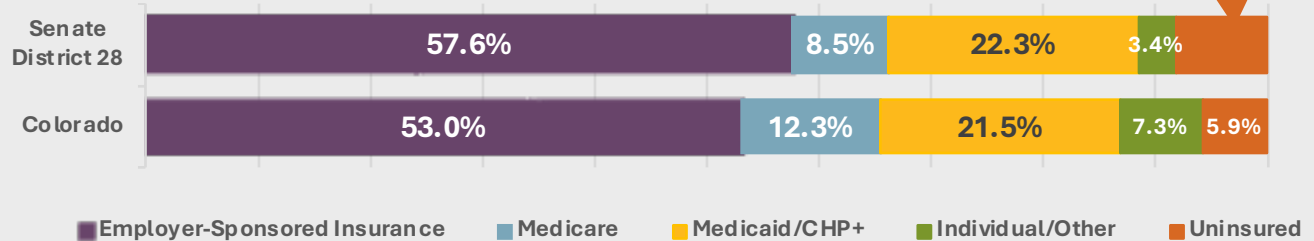


# State Senate District 28

## Health Insurance

Medicaid membership is about the same as the Colorado rate in this district.

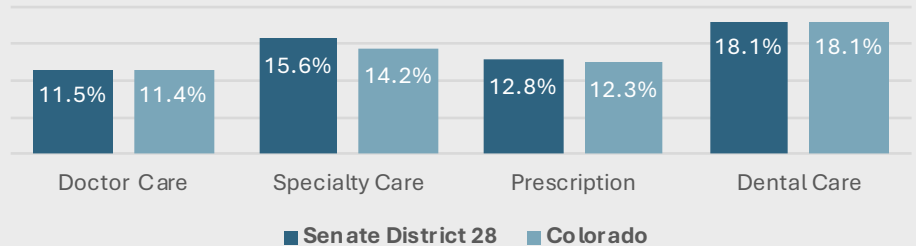
The uninsured rate is higher than the Colorado rate.



## Barriers to Health Care

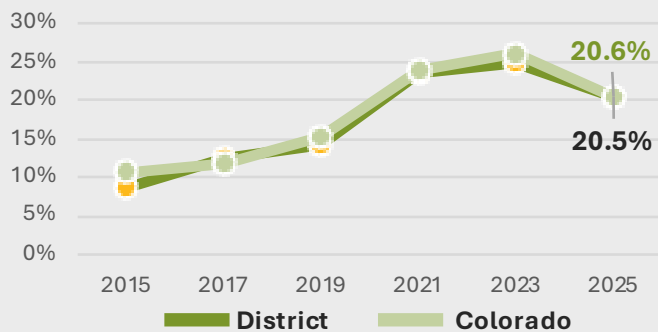
**11.5%** of people in this district could not get doctor care they needed in 2025.

Percentage of people who needed but didn't get medical care



## Mental Health

Eight or more days of poor mental health in the past month, ages 5 and up



Needed but couldn't get mental health care

**11.6%**

Colorado rate: 12.9%

## Affordability

**34.2%**

of people in this district had trouble paying for medical care, housing, or food in 2025.

Colorado rate: 33.7%

	Medical Care	Housing	Food
District	26.9%	13.2%	12.1%
Colorado	27.5%	11.3%	10.5%

Fielded February 11–July 21, 2025

COLORADO  
HEALTH ACCESS SURVEY