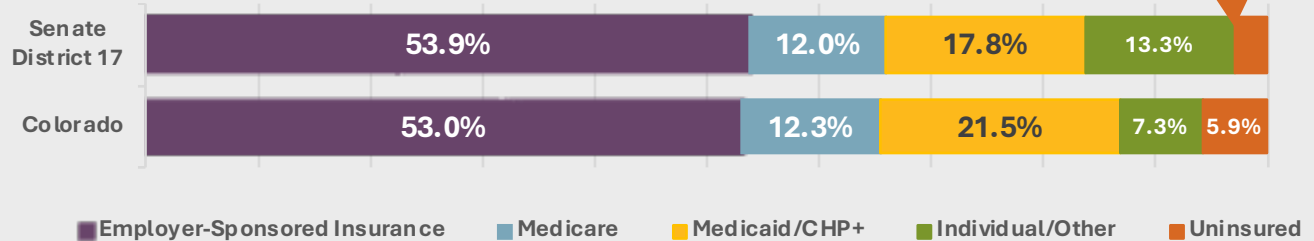


State Senate District 17

Health Insurance

Medicaid membership is lower than the Colorado rate in this district.

The uninsured rate is lower than the Colorado rate.

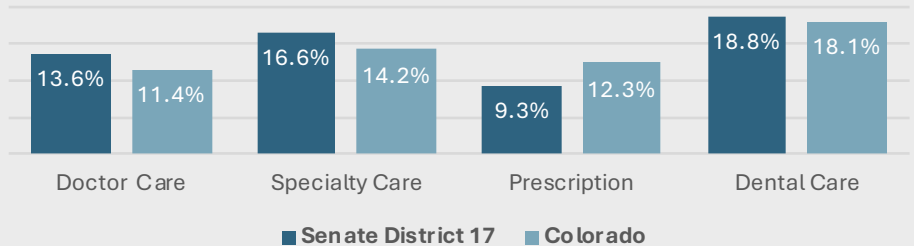


Barriers to Health Care

13.6%

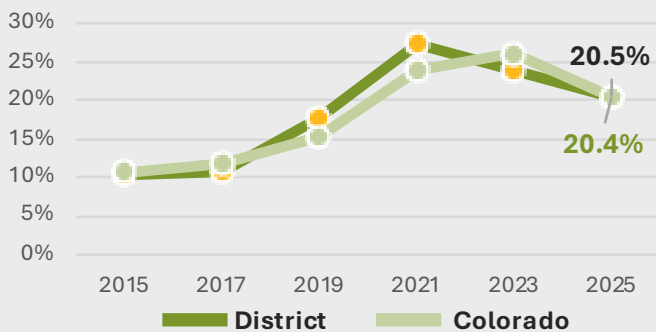
of people in this district could not get doctor care they needed in 2025.

Percentage of people who needed but didn't get medical care



Mental Health

Eight or more days of poor mental health in the past month, ages 5 and up



Needed but couldn't get mental health care

11.6%

Colorado rate: 12.9%

Affordability

32.7%

of people in this district had trouble paying for medical care, housing, or food in 2025.

Colorado rate: 33.7%

| | Medical Care | Housing | Food |
|----------|--------------|---------|-------|
| District | 30.2% | 8.8% | 9.5% |
| Colorado | 27.5% | 11.3% | 10.5% |

Fielded February 11–July 21, 2025

COLORADO
HEALTH ACCESS SURVEY