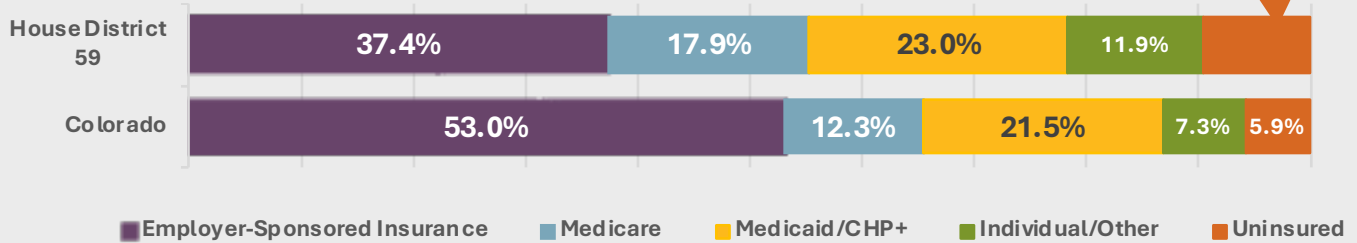


# State House District 59

## Health Insurance

Medicaid membership is about the same as the Colorado rate in this district.  
The uninsured rate is higher than the Colorado rate.

9.7%  
uninsured

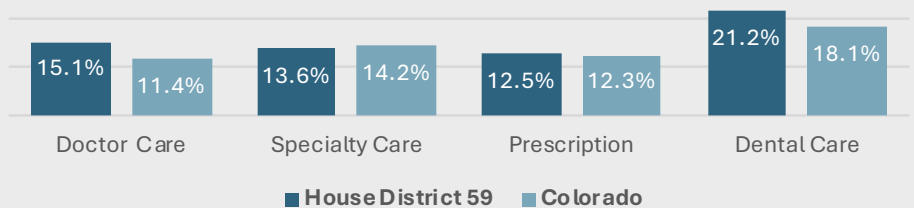


## Barriers to Health Care

15.1%

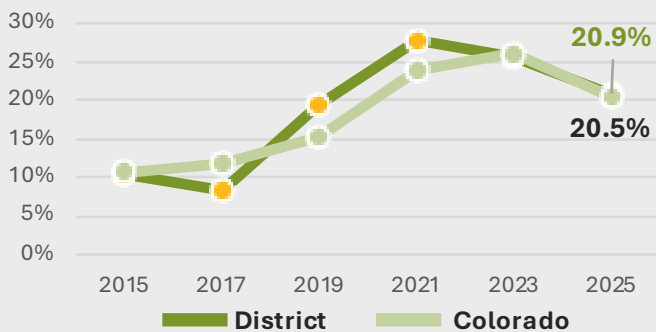
of people in this district could not get doctor care they needed in 2025.

Percentage of people who needed but didn't get medical care



## Mental Health

Eight or more days of poor mental health in the past month, ages 5 and up



Needed but couldn't get mental health care

11.6%

Colorado rate: 12.9%

## Affordability

34.7%

of people in this district had trouble paying for medical care, housing, or food in 2025.

Colorado rate: 33.7%

|          | Medical Care | Housing | Food  |
|----------|--------------|---------|-------|
| District | 30.3%        | 9.1%    | 9.9%  |
| Colorado | 27.5%        | 11.3%   | 10.5% |

Fielded February 11–July 21, 2025

COLORADO  
HEALTH ACCESS SURVEY