

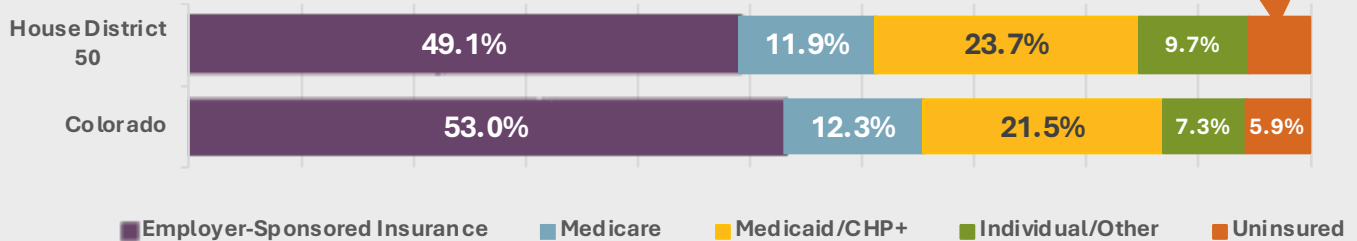
# State House District 50

## Health Insurance

Medicaid membership is higher than the Colorado rate in this district.

The uninsured rate is about the same as the Colorado rate.

5.6%  
uninsured

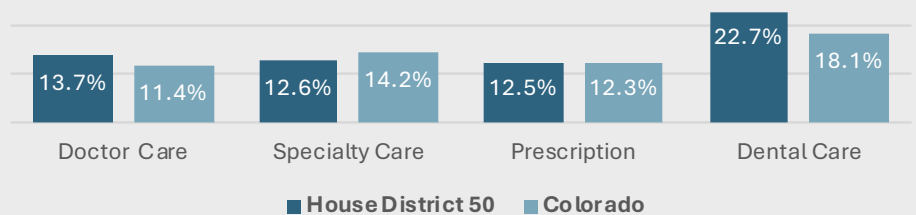


## Barriers to Health Care

13.7%

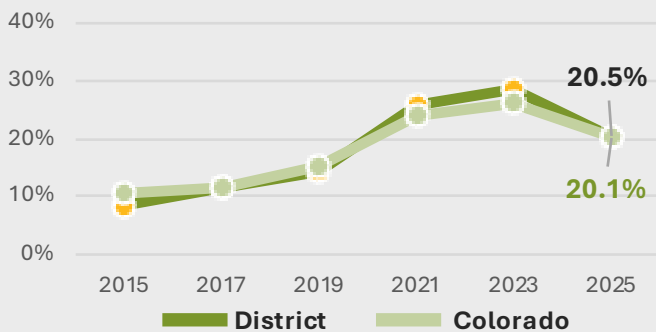
of people in this district could not get doctor care they needed in 2025.

Percentage of people who needed but didn't get medical care



## Mental Health

Eight or more days of poor mental health in the past month, ages 5 and up



Needed but couldn't get mental health care

11.6%

Colorado rate: 12.9%

## Affordability

39.2%

of people in this district had trouble paying for medical care, housing, or food in 2025.

Colorado rate: 33.7%

	Medical Care	Housing	Food
District	31.6%	14.2%	11.2%
Colorado	27.5%	11.3%	10.5%

Fielded February 11–July 21, 2025

COLORADO  
HEALTH ACCESS SURVEY