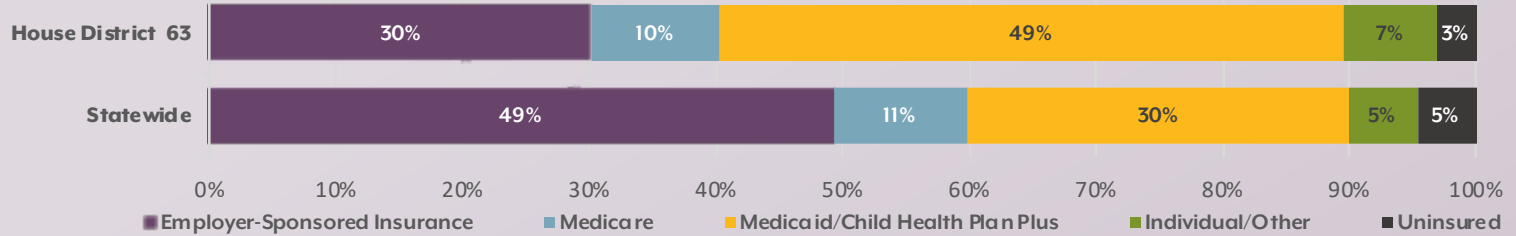


District  
Data  
Profile  
House  
District  
63

More analysis online

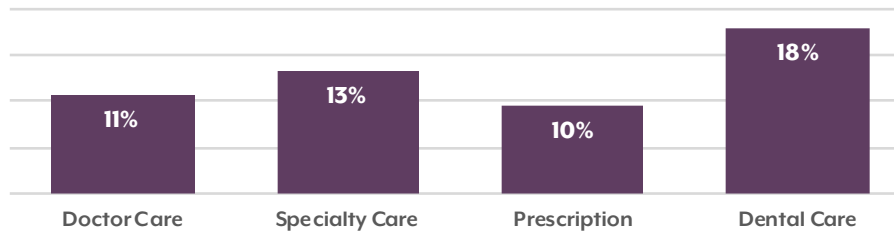


Insurance Types



Affordability and Cost of Care

Did not get care because of cost in the past 12 months, by type of care



Surprise bills



Had an unexpected bill for medical services in the past year

**27%**  
State: **26%**

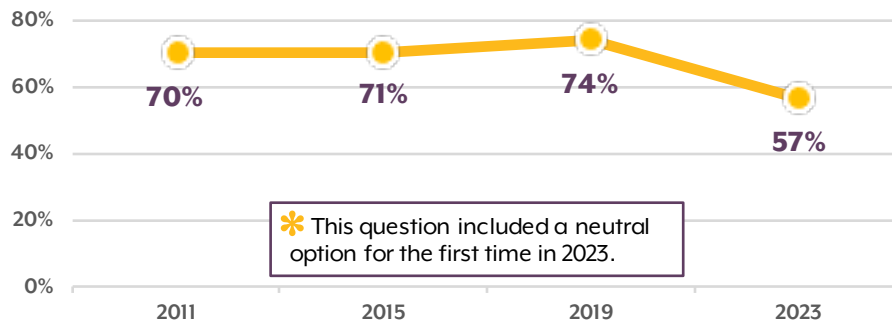
Ability

Have difficulty performing daily activities because of any physical/mental/emotional condition

**22%**  
State: **15%**

Opinions on the Health Care System

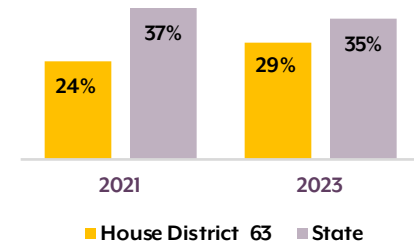
Agree that the current Colorado health care system meets their needs



\* This question included a neutral option for the first time in 2023.

Telemedicine

Used telemedicine in the past year

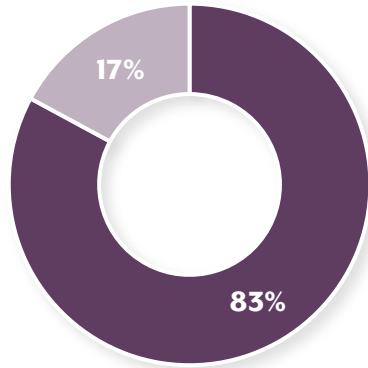


Broadband

Households that do not have broadband internet service

**13%**  
State: **5%**

**General Health:** Self-reported



■ Good/Very Good/Excellent ■ Fair/Poor

**Long COVID:** People age 16 and older with COVID symptoms lasting three months

**16%**

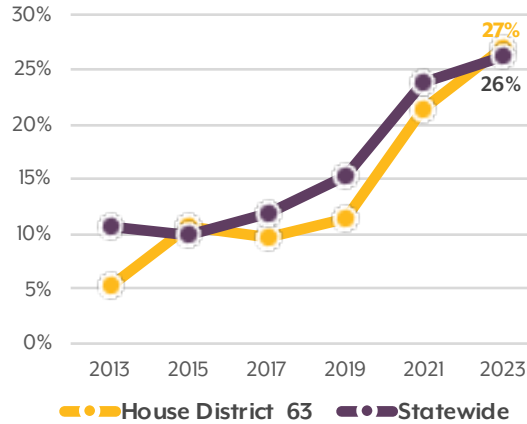


**Had a Primary Care Visit**



**Mental Health**


Eight or more days of poor mental health in the past month



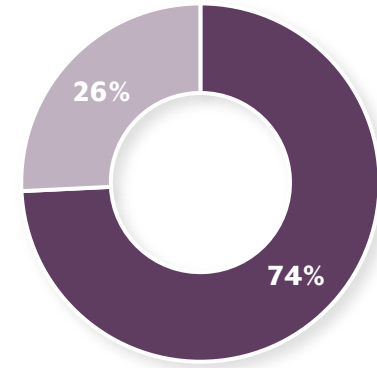
Needed mental health care but did not receive it

**16%** House District 63  
**17%** State

**Reasons for not getting needed care**

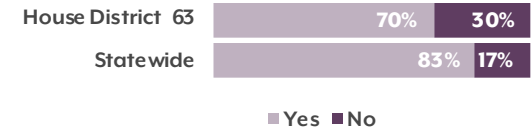


**Oral Health:** Self-reported



■ Good/Very Good/Excellent ■ Fair/Poor

Saw a dentist or hygienist in the past year



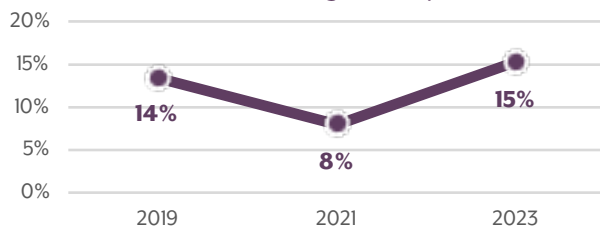
Has dental insurance

**74%** House District 63  
**81%** State

**Social and Economic Influences on Health**

**FOOD**

Ate less than they thought they should because there wasn't enough money for food



**HOUSING**



Worried about having stable housing in the next two months

**11%** House District 63  
**7%** State

Had trouble paying rent or mortgage in the past year

**19%** House District 63  
**13%** State

**TRANSPORTATION**

Problems with transportation in the community

