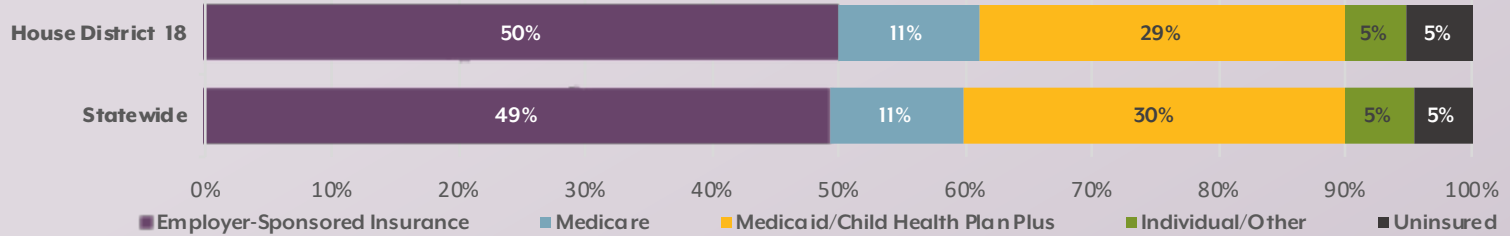


District
Data
Profile
House
District
18

More analysis online

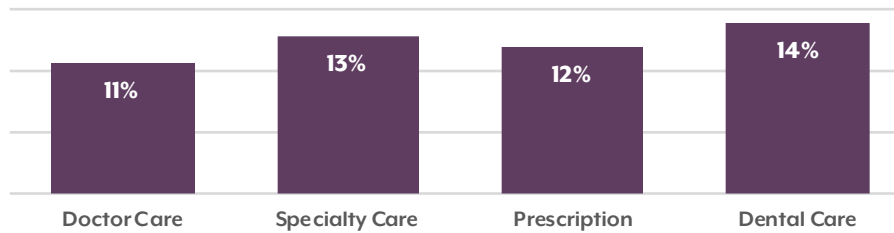


Insurance Types



Affordability and Cost of Care

Did not get care because of cost in the past 12 months, by type of care



Surprise bills



Had an unexpected bill for medical services in the past year

26%
State: **26%**

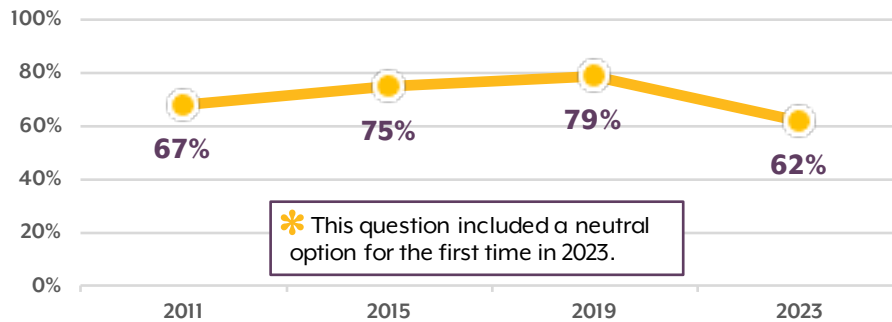
Ability

Have difficulty performing daily activities because of any physical/mental/emotional condition

14%
State: **15%**

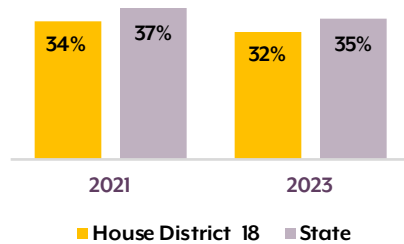
Opinions on the Health Care System

Agree that the current Colorado health care system meets their needs



Telemedicine

Used telemedicine in the past year

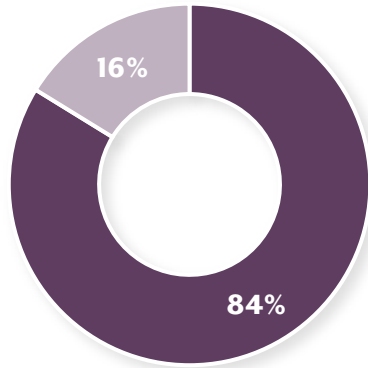


Broadband

Households that do not have broadband internet service

3%
State: **5%**

General Health: Self-reported



■ Good/Very Good/Excellent ■ Fair/Poor

Long COVID: People age 16 and older with COVID symptoms lasting three months

20%

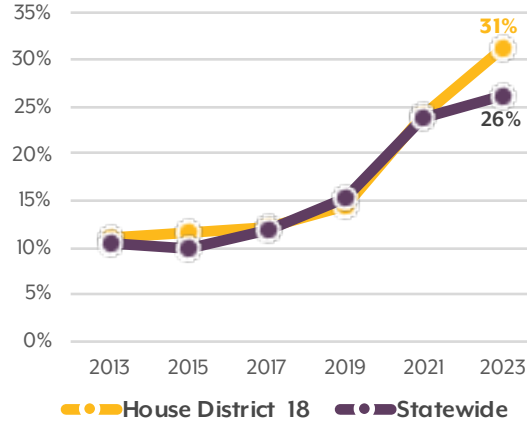


Had a Primary Care Visit



Mental Health

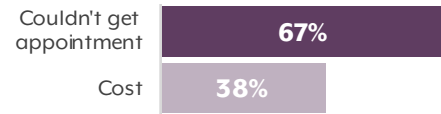
Eight or more days of poor mental health in the past month



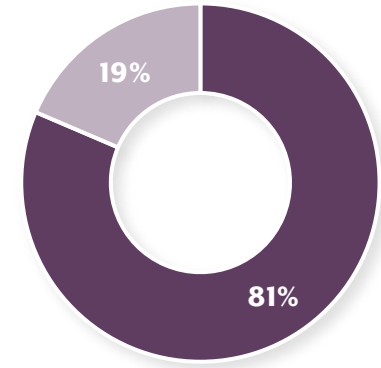
Needed mental health care but did not receive it

17% House District 18, **17%** State

Reasons for not getting needed care

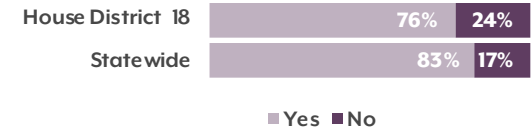


Oral Health: Self-reported



■ Good/Very Good/Excellent ■ Fair/Poor

Saw a dentist or hygienist in the past year



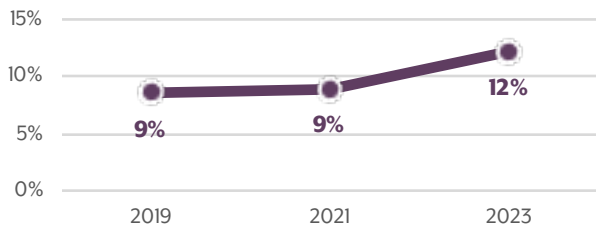
Has dental insurance

84% House District 18, **81%** State

Social and Economic Influences on Health

FOOD

Ate less than they thought they should because there wasn't enough money for food



HOUSING



Worried about having stable housing in the next two months

8% House District 18, **7%** State

Had trouble paying rent or mortgage in the past year

13% House District 18, **13%** State

TRANSPORTATION

Problems with transportation in the community

