

COLORADO HEALTH ACCESS SURVEY 2021

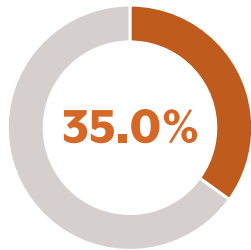
El Paso County

HEALTH STATISTICS REGION (HSR) 4

COVID-19

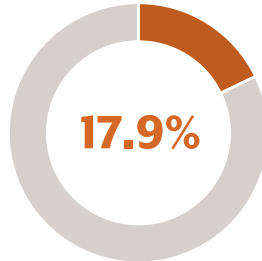
The COVID-19 pandemic had wide-ranging health and social effects. The Colorado Health Access Survey captured evidence of many of these effects, including:

Percentage of Coloradans age 16+ in this region reporting the following effects of the COVID-19 pandemic:



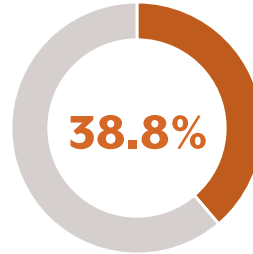
Decline in mental health

Lowest Region: 27%
Highest Region: 49.4%



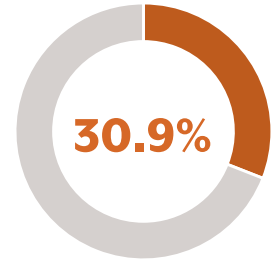
Decline in physical health

Lowest Region: 9.8%
Highest Region: 23.3%



Continued working as an essential worker

Lowest Region: 29.1%
Highest Region: 46.2%



Had reduced hours/income

Lowest Region: 19.4%
Highest Region: 35.7%

HEALTH STATUS

12.0%

Of people reported poor general health

Lowest Region: 3.6%
Highest Region: 20.6%

15.0%

Of people reported poor oral health

Lowest Region: 6.9%
Highest Region: 31%

24.2%

Of people ages 5+ reported poor mental health

Lowest Region: 16.9%
Highest Region: 29.2%



MENTAL HEALTH

12.9%

Did not get needed mental health care in the past 12 months

Lowest Region: 9.6%
Highest Region: 17.6%

19.0%

Talked with a general doctor about their mental health

Lowest Region: 13.9%
Highest Region: 28%

18.7%

Expect to need mental health care in the next 12 months

Lowest Region: 10.6%
Highest Region: 26.6%

19.1%

Talked with a mental health provider about their mental health

Lowest Region: 9.6%
Highest Region: 20.9%

ORAL HEALTH



77.5%

Had dental insurance

Lowest Region: 59.6%
Highest Region: 87.4%

66.4%

Visited a dentist in the past 12 months

Lowest Region: 55.4%
Highest Region: 81.2%

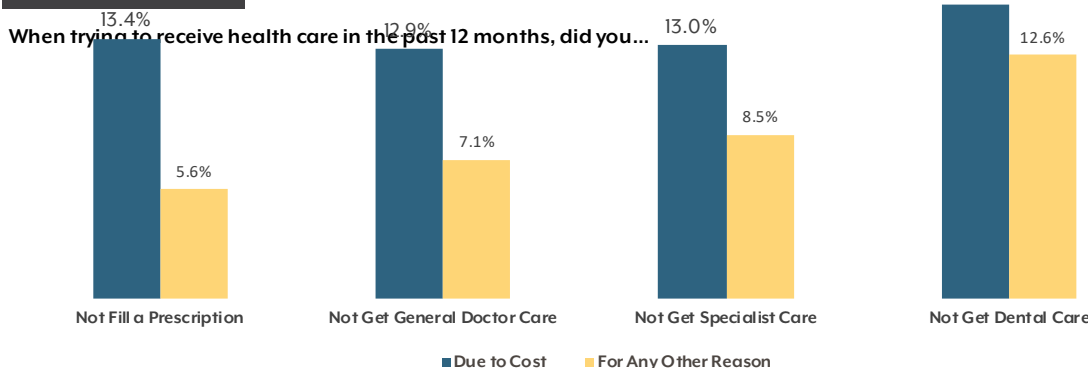
51,258 people

had dental pain that kept them from everyday activities

67,460 people

didn't go to the dentist because they were worried about pain

MISSED CARE

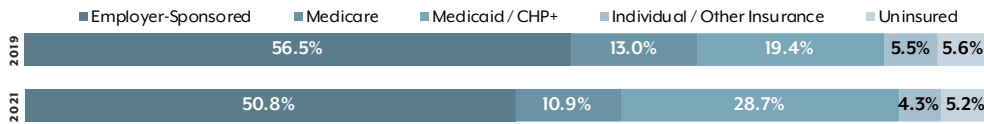


COLORADO HEALTH ACCESS SURVEY 2021

El Paso County

HEALTH STATISTICS REGION (HSR) 4

INSURANCE COVERAGE



Number of uninsured: 37,514

Lost, switched, or gained coverage in the past 12 months



2021 12.4%
2019 16.5%

Lowest Region: 10.5%
Highest Region: 18.6%

SOCIAL FACTORS



4.4%

Worried about having stable housing in the next two months

Lowest Region: 1.7%
Highest Region: 8.3%



8.9%

Ate less than they should due to lack of money

Lowest Region: 1.2%
Highest Region: 12.3%



8.0%

Could not find child care for at least a week in the past year

Lowest Region: 3%
Highest Region: 17.8%

AFFORDABILITY



16.5%

Had a surprise medical bill in the past 12 months

Lowest Region: 15.1%
Highest Region: 27.6%

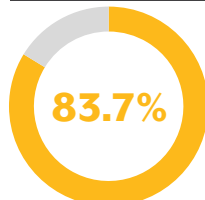


10.2%

Had problems paying medical bills in the past 12 months

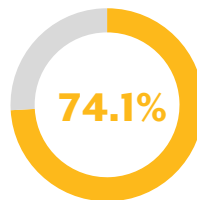
Lowest Region: 4.3%
Highest Region: 17.8%

ACCESS TO CARE



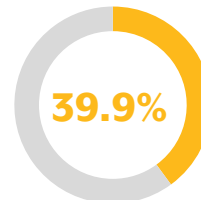
Had a usual source of care

Lowest Region: 78.7%
Highest Region: 91%



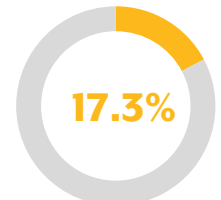
Visited a general doctor

Lowest Region: 69.3%
Highest Region: 80.8%



Visited a specialist

Lowest Region: 29%
Highest Region: 49.9%



Visited the emergency room

Lowest Region: 12.1%
Highest Region: 21.7%

BARRIERS TO CARE

In the past 12 months, did not receive needed care because...

	2015	2017	2019	2021
You couldn't get an appointment as soon as you needed one	17.8%	16.3%	21.1%	17.2%
The doctor's office wasn't accepting patients with your type of insurance*	12.2%	10.1%	8.5%	10.4%
The doctor's office wasn't accepting new patients	9.1%	8.8%	11.6%	6.1%

* Asked of currently insured



The Colorado Health Foundation™

The Colorado Health Foundation is the primary funder of the Colorado Health Access Survey. Support also comes from the Community First Foundation, the Colorado Springs Health Foundation, the Delta Dental of Colorado Foundation, and the Rocky Mountain Health Foundation. The Colorado Department of Health Care Policy & Financing, the Colorado Office of Behavioral Health, the Latino Community Foundation of Colorado, and the UCLA Center for Health Policy Research provided funding for certain questions.



The Colorado Health Institute believes that good health policy leads to a healthier Colorado. Every day we bring research, insight, and expertise to leaders across the state because informed decisions lead to better health for all. The Colorado Health Access Survey is the premier source of information on health insurance coverage, access to health care, and use of health care services in Colorado.

1999 Broadway, Suite 600, Denver CO 80202 • 303.831.4200 • coloradohealthinstitute.org

Contact: Lindsey Whittington, Policy Analyst, at 720.975.9251 or Whittingtonl@coloradohealthinstitute.org