

The 2008 Colorado Household Survey



A new source for health care coverage and access information

October 17, 2008

Culture of Data Conference
Denver, CO

A Presentation of the
Colorado Health Institute
1576 Sherman Street, Suite 300
Denver, Colorado 80203-1728
www.coloradohealthinstitute.org

Presentation overview

- Survey objectives
- Survey development
 - CHI role
 - Domains and study questions
- Survey Design
- Time frame
- What does this mean to me?
- Let's hear from you!



Survey development

- Grant to Dept of Health Care Policy & Financing from The Colorado Trust
- CHI role
 - Survey Administrator
 - Contracting with SHADAC, Urban Institute, International Communications Research (ICR)
- Focus areas
 - Health insurance coverage/uninsured
 - Access to health care
 - Health insurance coverage affordability
 - Health status
 - Health care utilization
 - Demographic information
 - Employment characteristics

Research questions (examples)

- Health insurance coverage
 - What are the characteristics of Colorado's uninsured population?
 - How many insured Coloradans did not receive care because of cost?
- Access to health care
 - How many Coloradans had access to a regular source of care? What is the source of care?
- Health insurance coverage affordability
 - How much do Coloradans spend on their out of pocket health care costs?
- Health care utilization
 - How many Coloradans utilized the hospital emergency department?

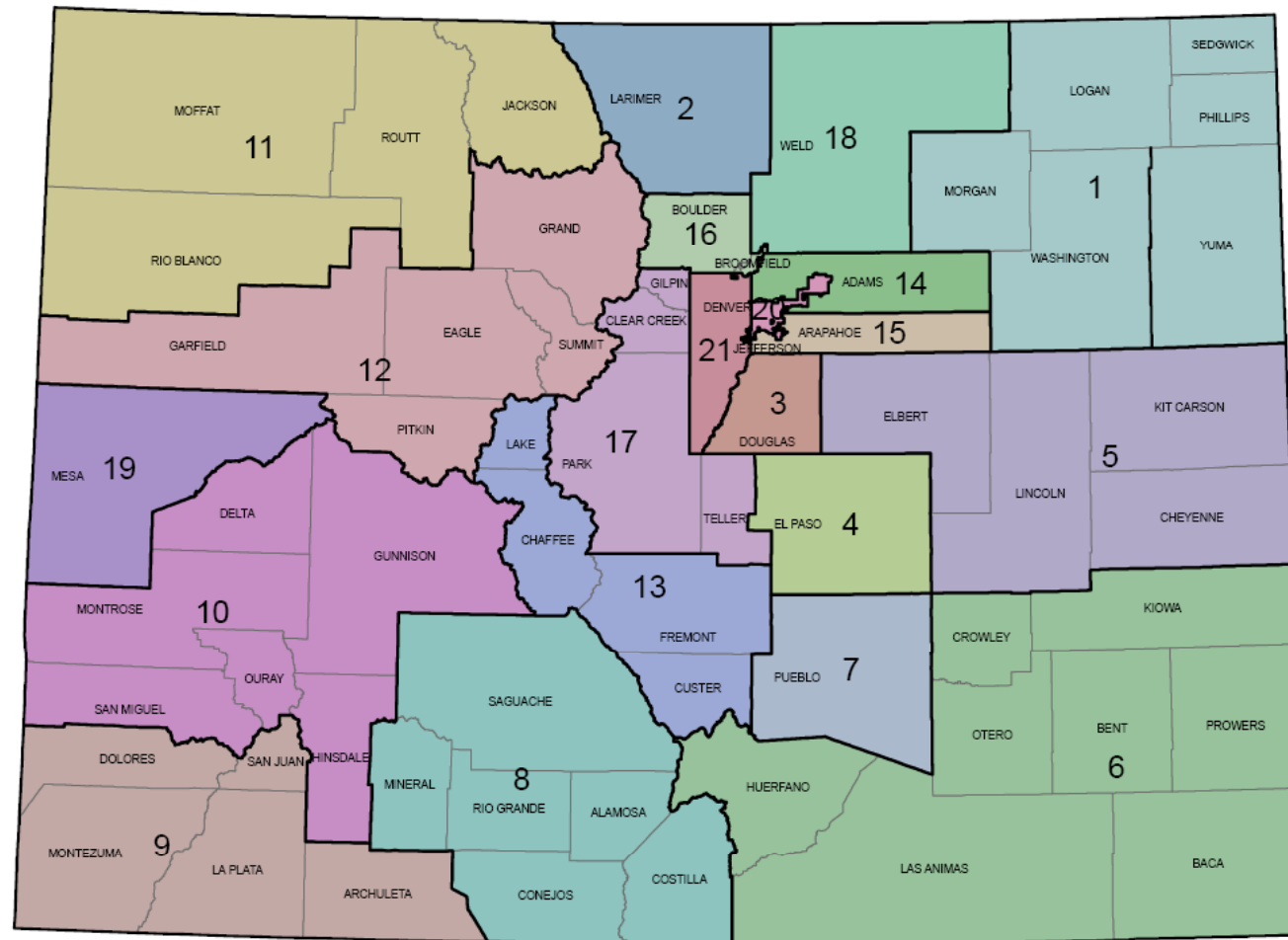
Survey design

- Telephone survey
 - Random digit dial
 - Cell phone-only sample
- Average 20 minutes in length
- 10,000 households
- Stratified random sample
 - 21 geographic regions
- Oversample of African-Americans
- Administered in English and Spanish



21 Health Statistics Regions

Colorado Health Statistics Regions



Source: CO Department of Public Health and Environment

*July 2008



Time frame


- Currently undergoing IRB review
- October 2008 – in field
- Data available in early 2009

What does this mean for me?

- New source of health care insurance and access information for:
 - Informing policy
 - Research
 - Use by Colorado communities
- Will complement other existing data sources
 - Current Population Survey (CPS)
 - Behavioral Risk Factor Surveillance System (BRFSS)/Child Health Survey
 - Small Area Health Insurance Estimates (SAHIE)
 - American Community Survey (ACS)

Discussion questions

1. In what ways do you use data?
2. What are the ways in which you may see yourselves using the data from this survey?
3. What are effective approaches to communicating the results of the survey?
Making the data available to communities?



Stay tuned!

Jeff Bontrager, MSPH
Senior Research Analyst

bontragerj@coloradohealthinstitute.org

303.831.4200 x205

Colorado Household Survey




KaraAnn M. Donovan, MSPH

Survey Director
Colorado Department of Health Care Policy
and Financing



Presentation Overview

Why Household Surveys
The Colorado Household Survey
History
Dissemination



Household Surveys

Collect data from large groups
Prevalence of attitudes, beliefs
and past behavioral experiences
Changes over time
Differences between groups



History

First conducted in 2001

Department of Health Care Policy and
Financing

Advisory Committee

Stand alone surveys conducted in 2008 and
again in 2010

Partner with the Colorado Department of Public
Health and Environment

Dissemination should have its own plan and
funding



Data Dissemination

Policy briefs and white papers

Media

Reports

Interactive web site

Data requests

Public use data set



Questions

KaraAnn M. Donovan, MSPH

Survey Director

The Colorado Department of Health Care Policy and
Financing

(303) 866-4551

karaann.donovan@state.co.us

