

Local Data, Local Health

Clear Creek, Gilpin, Park and Teller Counties

October 2014

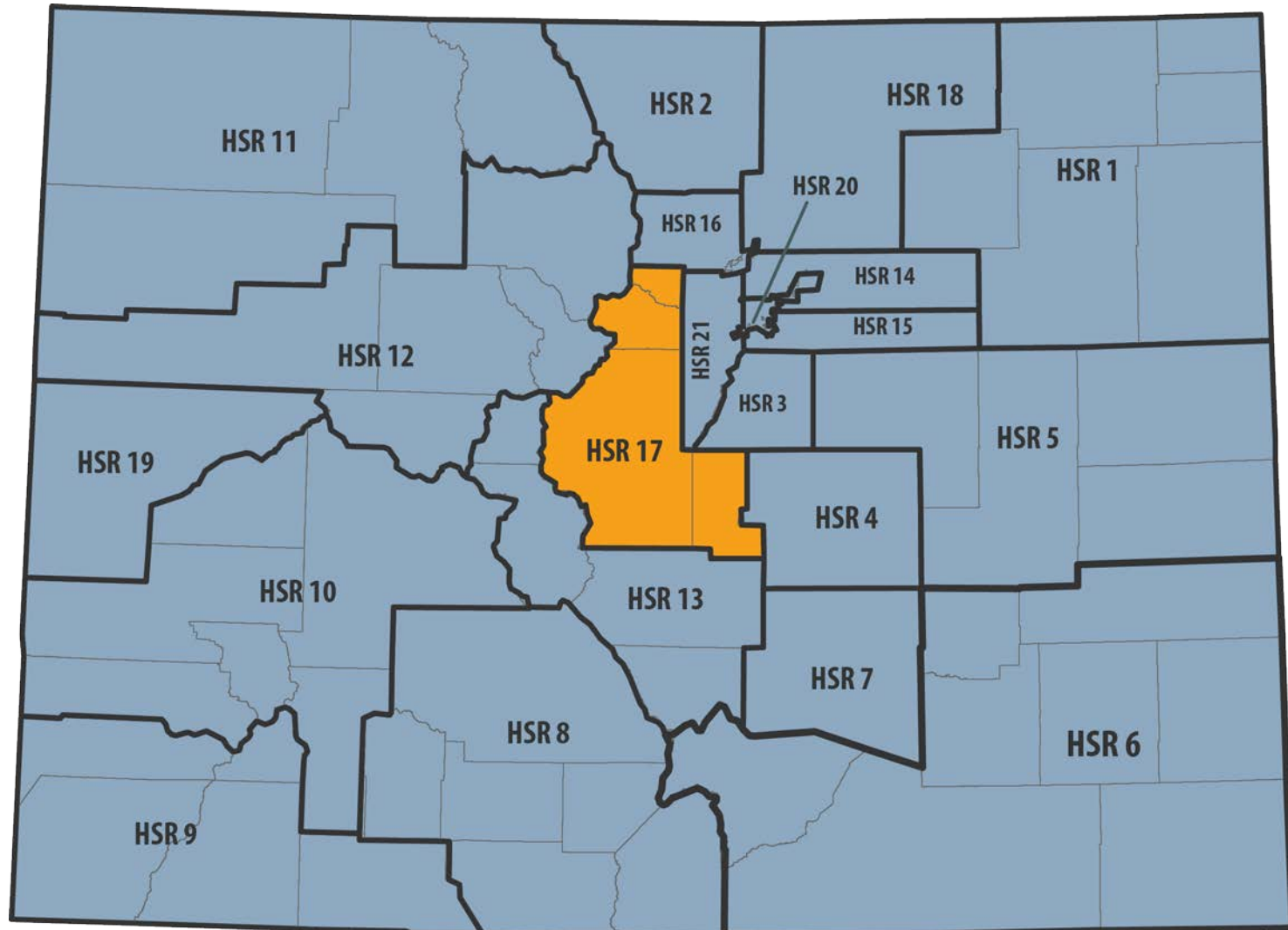


Community Data for Community Members

- **Dive Into the Details:**
Snapshots of a region's health.
- **Use Our Data:**
These graphics are ready for your presentations, reports, grant applications, tweets, and other needs.
- **Get More Information:**
Contact the Colorado Health Institute. You can reach us by phone, email or social media.



Colorado's 21 Health Statistics Regions



Data Highlights: Region 17



One of five adults **binge drink**.



The enrollment rate for **children who are eligible for Medicaid** is highest in the state.



Nearly one of five adults said they didn't get **needed mental health care**.



Health Data Profile:

Demographics

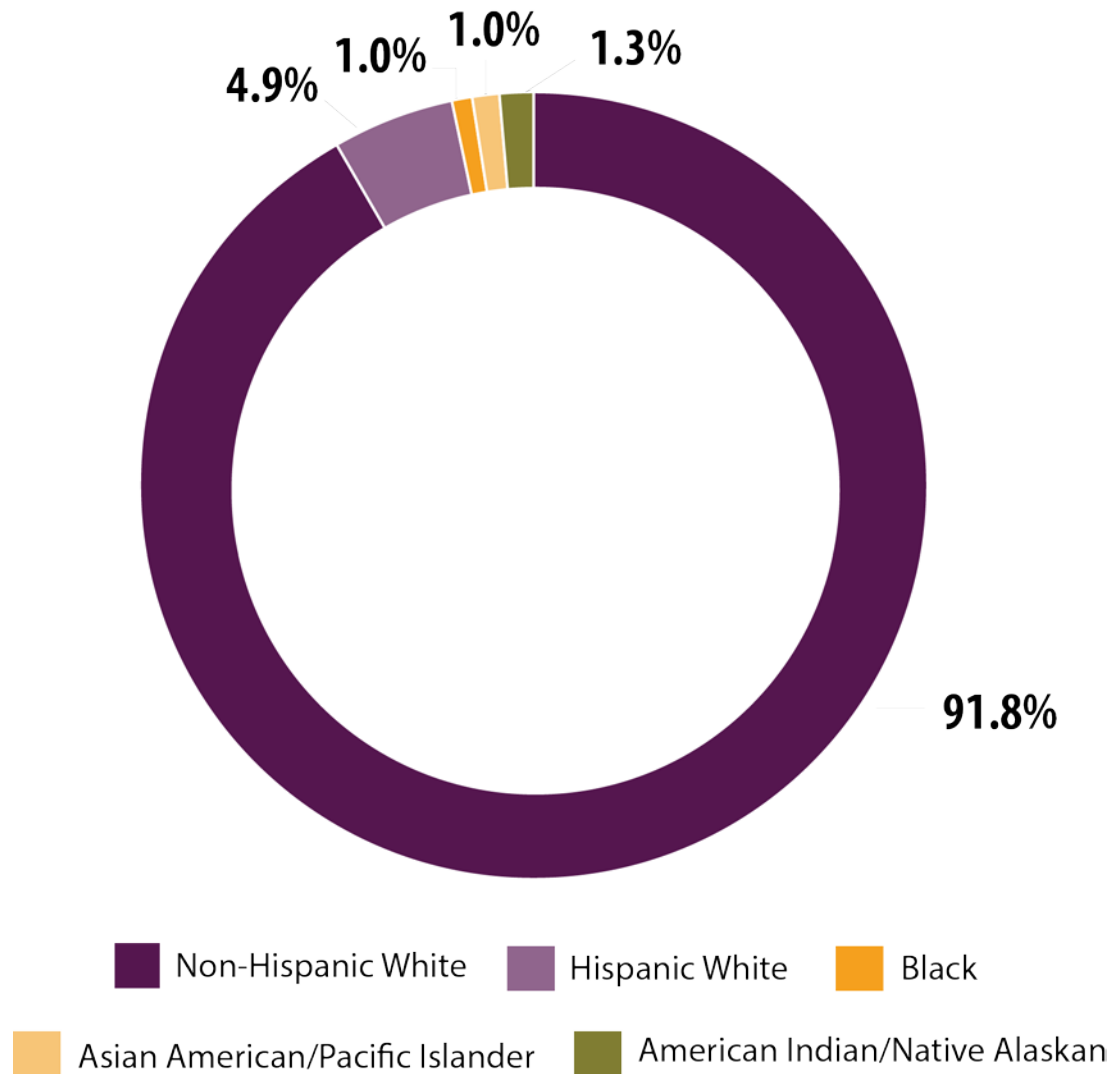
HSR 17: Population

	Population in 2014	Projected 2020 Population	Average Annual Growth Rate
All Ages	56,747	67,278	2.9%
	5,363,689	5,946,128	1.7%
Ages 0-18	11,126	14,269	4.2%
	1,345,196	1,464,674	1.4%
Ages 19-64	36,287	39,869	1.6%
	3,334,972	3,577,370	1.2%
Ages 65+	9,335	13,139	5.9%
	683,521	904,084	4.8%

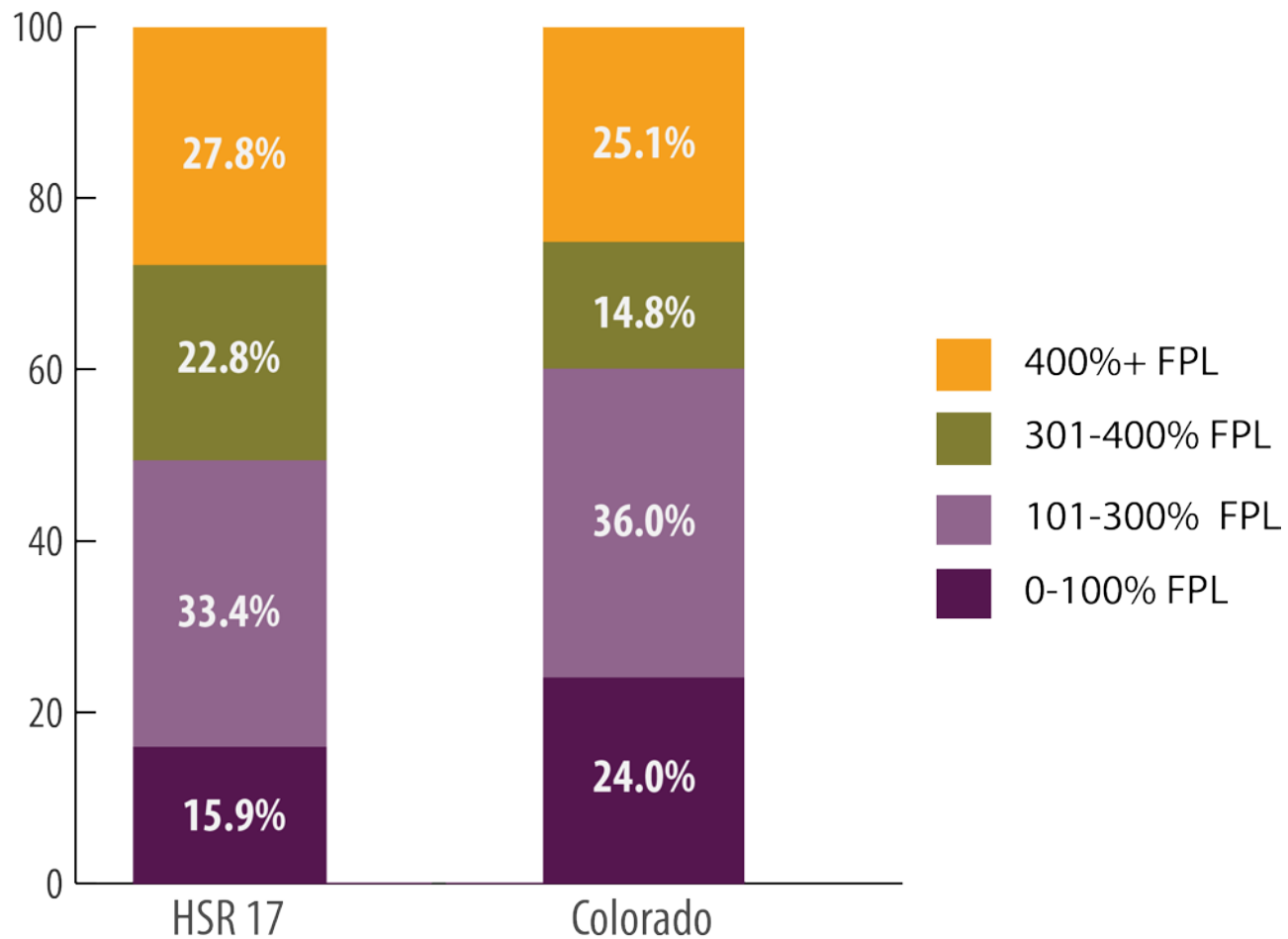
= HSR 17
 = Colorado



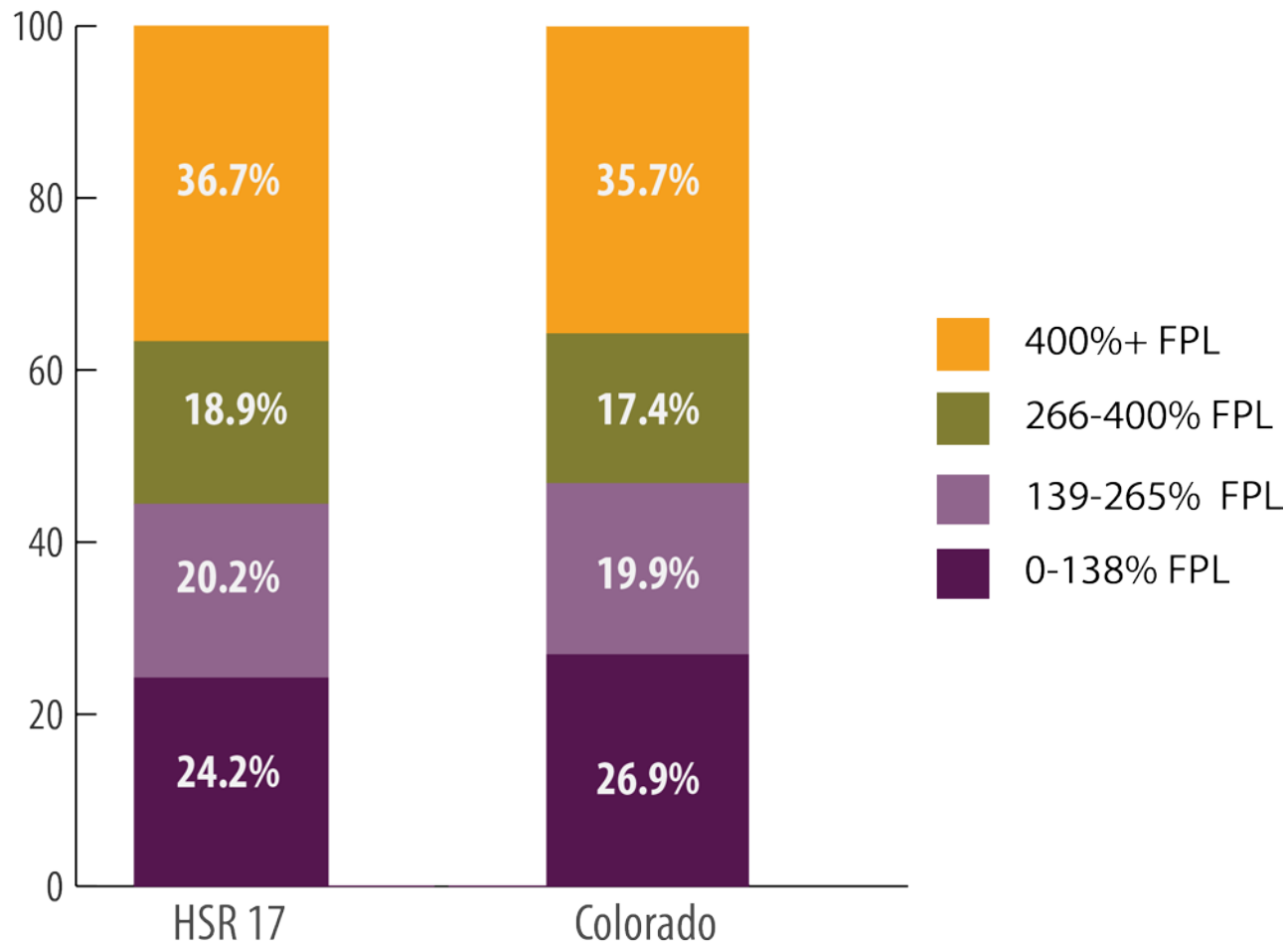
HSR 17: Race and Ethnicity



HSR 17: Income Levels



HSR 17: Income by Eligibility Categories for Health Insurance Coverage and Tax Credits



HSR 17: Unemployment

**Number Unemployed,
2013**

2,081
186,723

**Unemployment Rate,
2013**

6.9%
6.8%

■ = HSR 17 ■ = Colorado



HSR 17: Education

**Public School Students
Eligible for Free and Reduced
School Lunch (K-12)**

37.0%

42.2%

**High School
Completion
Rate**

83.1%

79.6%

■ = HSR 17 ■ = Colorado





Health Data Profile:
Health Indicators

HSR 17: General Health Status

Percentage Reporting
Excellent/Very Good/Good
General Health Status

81.3%
86.9%

Percentage Reporting
Fair/Poor
General Health Status

18.7%
13.1%

■ = HSR 17 ■ = Colorado



HSR 17: Health Behaviors



Adults 18+ Binge Drinking*



Children 5-14 Physically Active 60+ Minutes per day for Past 7 Days



Adults 18+ with Adequate Physical Activity**



Age 18+ Year Old Smokers

HSR 17

21.8%

N/A

61.9%

19.6%

Colorado

18.5%

49.6%

59.5%

17.7%

* Percentage of adults who reported binge drinking (males 5+/females 4+ drinks) on one occasion in past 30 days.

** Percentage of adults aged 18+ years who participated in 150+ minutes of moderate or 75+ minutes of vigorous aerobic physical activity per week.



HSR 17: Child Obesity

Children 2-14 Who Are Overweight or Obese



HSR 17: Adult Obesity

Adults 18+ Who Are Obese



HSR 17: Health Outcomes

	HSR 17	Colorado
Percent Births With Low Birthweight	11.3%	8.8%
Teen Birth Rate (15-17, per 1,000 Women)	5.8	14.4
Adults 18+ Screened by Physician and Told They Have High Blood Cholesterol	38.4%	34.8%
Adults 18+ Told by Physician They Have High Blood Pressure	34.4%	26.3%



HSR 17: Food Access Indicators

Children 1-14 Who
Ate Fruit 2+ Times
and Veggies 3+
Times per Day

Children 1-14 Who
Ate Fast Food 1+
Times in Past Week

Adults 18+ Who Ate
Fast Food 1+ Times
in Past Week

Agree/Strongly Agree
it is Easy to Purchase
Healthy Foods in
Neighborhood

HSR 17

6.4%

63.8%

53.9%

75.7%

Colorado

10.9%

65.9%

64.4%

86.6%



HSR 17: Oral Health

Percentage Who Have Dental Insurance



Percentage Reporting Excellent/Very Good/Good Oral Health



■ = HSR 17 ■ = Colorado



HSR 17: Mental Health

Percentage Reporting
Poor Mental Health*

15.6%
10.6%

Percentage Did Not
Get Mental Health
Care When Needed**

16.9%
7.8%

■ = HSR 17 ■ = Colorado

*Poor mental health includes eight or more days of stress, depression, and problems with emotions.

**In the past 12 months

SOURCE: Colorado Health Access Survey, 2013

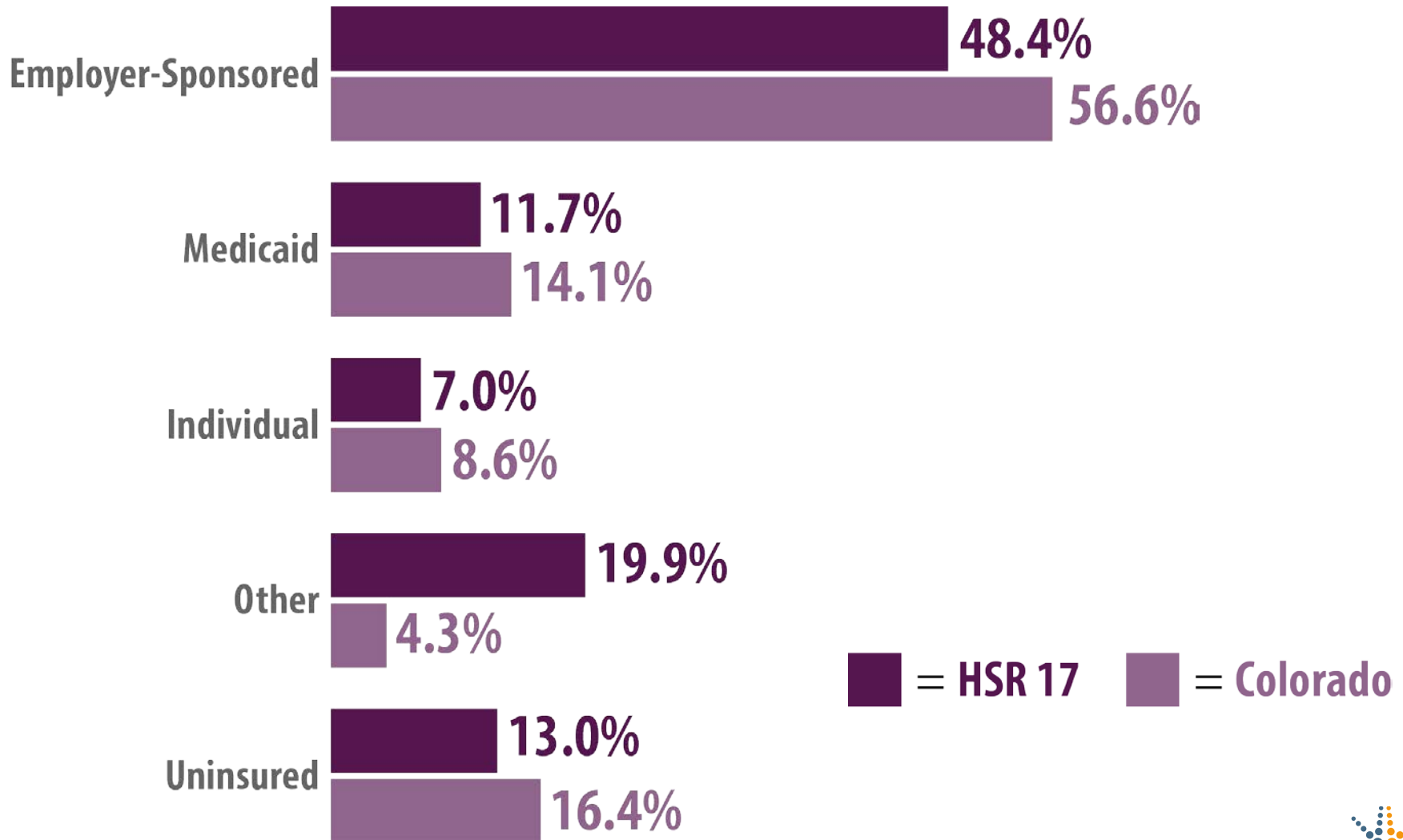




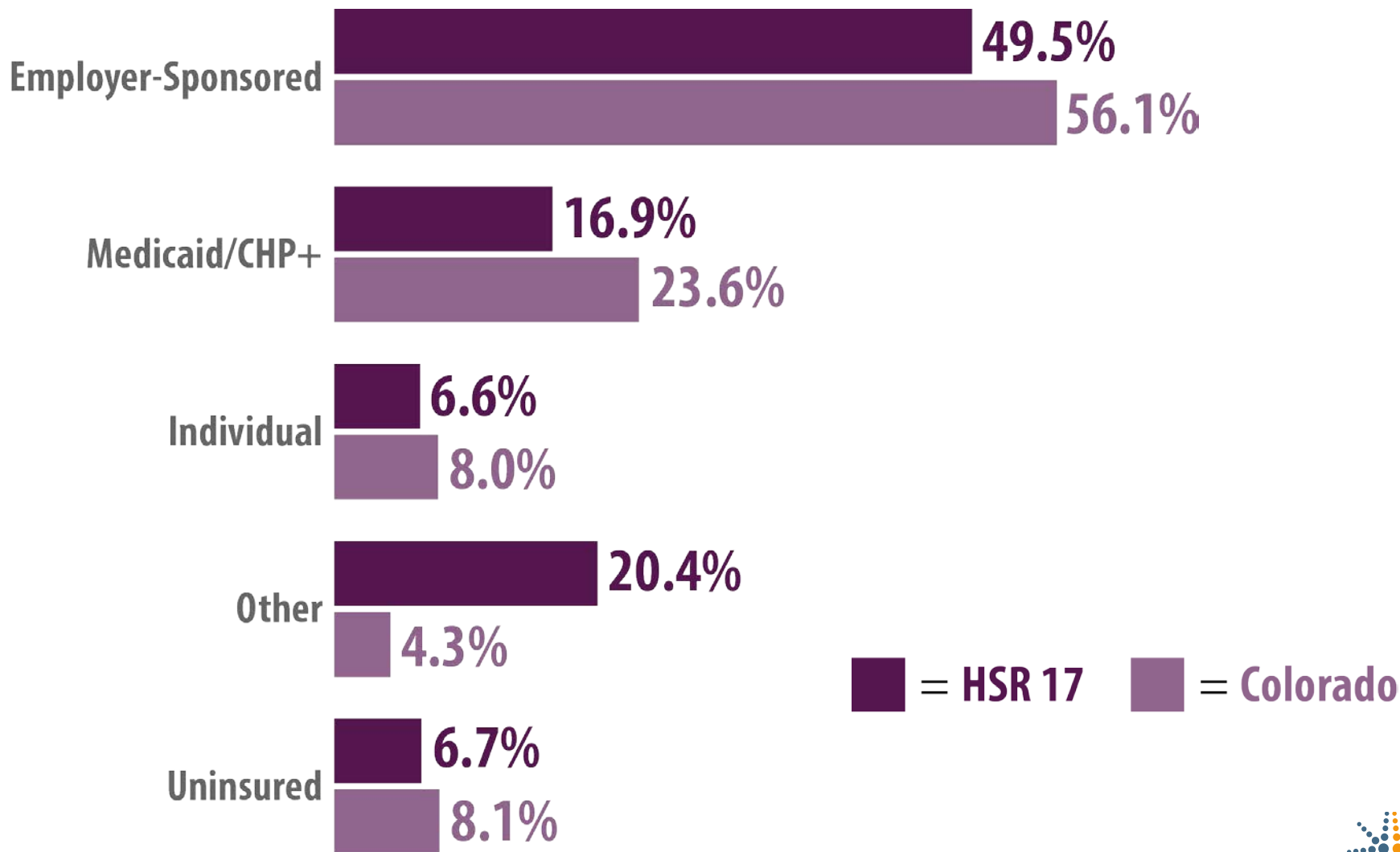
Health Data Profile:

Insurance and Access

HSR 17: Health Insurance Types, 2012



HSR 17: Health Insurance Projections, 2016

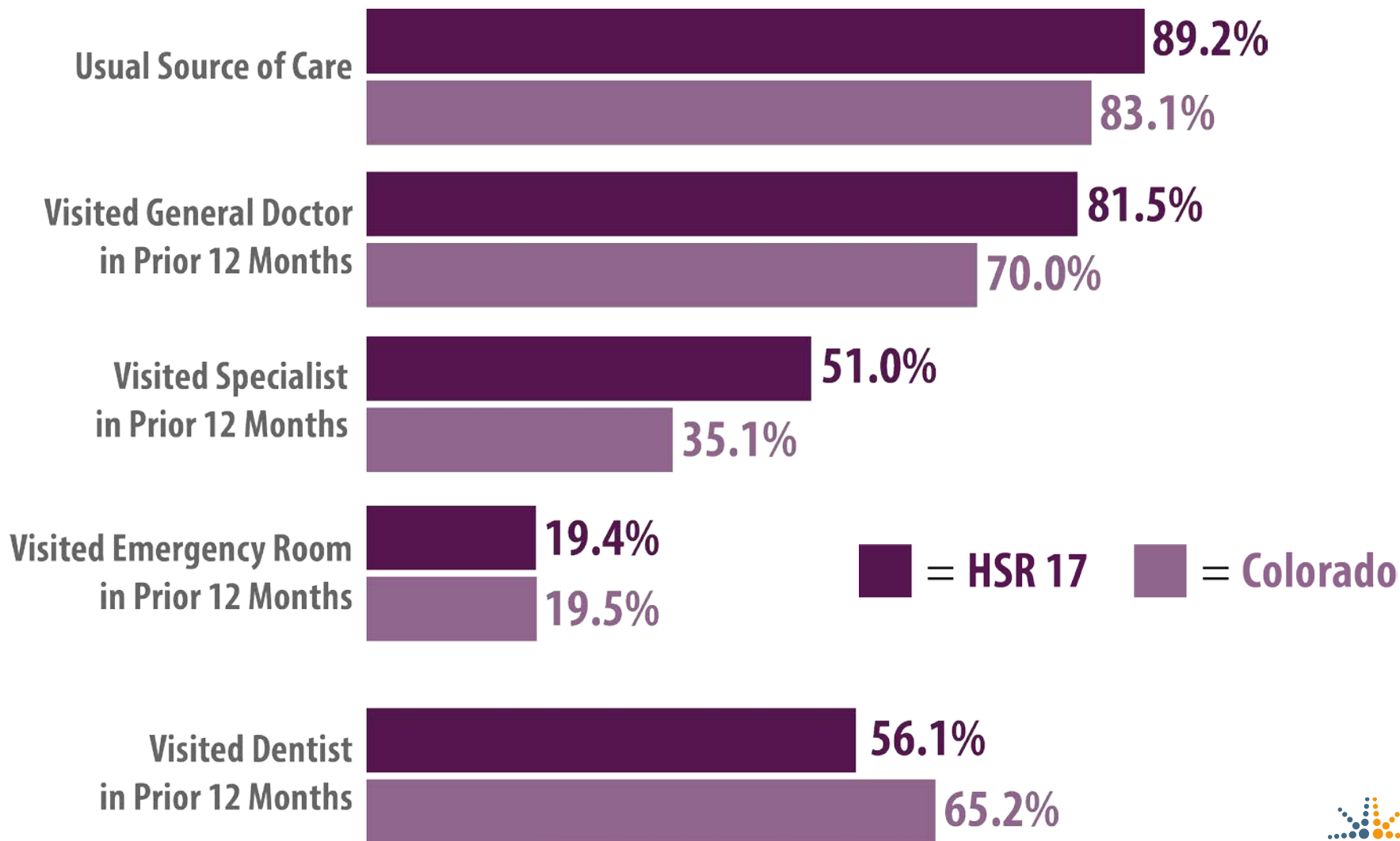


HSR 17: Eligible But Not Enrolled In Public Insurance Programs

	HSR 17	Colorado
Children (0-18) Eligible But Not Enrolled in Medicaid	1.8%	11.5%
Children (0-18) Eligible But Not Enrolled in CHP+	29.8%	30.6%
Adults (19-64) Eligible But Not Enrolled in Medicaid	17.6%	26.1%



HSR 17: Access to Care



HSR 17: Health Care Workforce (Rate per 1,000 Residents)

Practicing Primary Care Physicians

18 (0.3)

3,332 (0.6)

Active Licensed Physician Assistants

17 (0.3)

2,411 (0.4)

Active Licensed Nurse Practitioners

35 (0.6)

3,142 (0.6)

Active Licensed Dentists

19 (0.3)

3,880 (0.7)

■ = HSR 17 ■ = Colorado



Data Highlights: Region 17



One of five adults **binge drink**.



The enrollment rate for **children who are eligible for Medicaid** is highest in the state.



Nearly one of five adults said they didn't get **needed mental health care**.



Data Highlights: Region 17



One of five adults binge drink.



Enrollment of eligible children in Medicaid is the highest of all regions.



Of those who said they needed mental health care, 17 percent did not receive services.



www.coloradohealthinstitute.org

@COHealthInst

facebook.com/coloradohealthinstitute