

Local Data, Local Health

Boulder and Broomfield Counties

October 2014

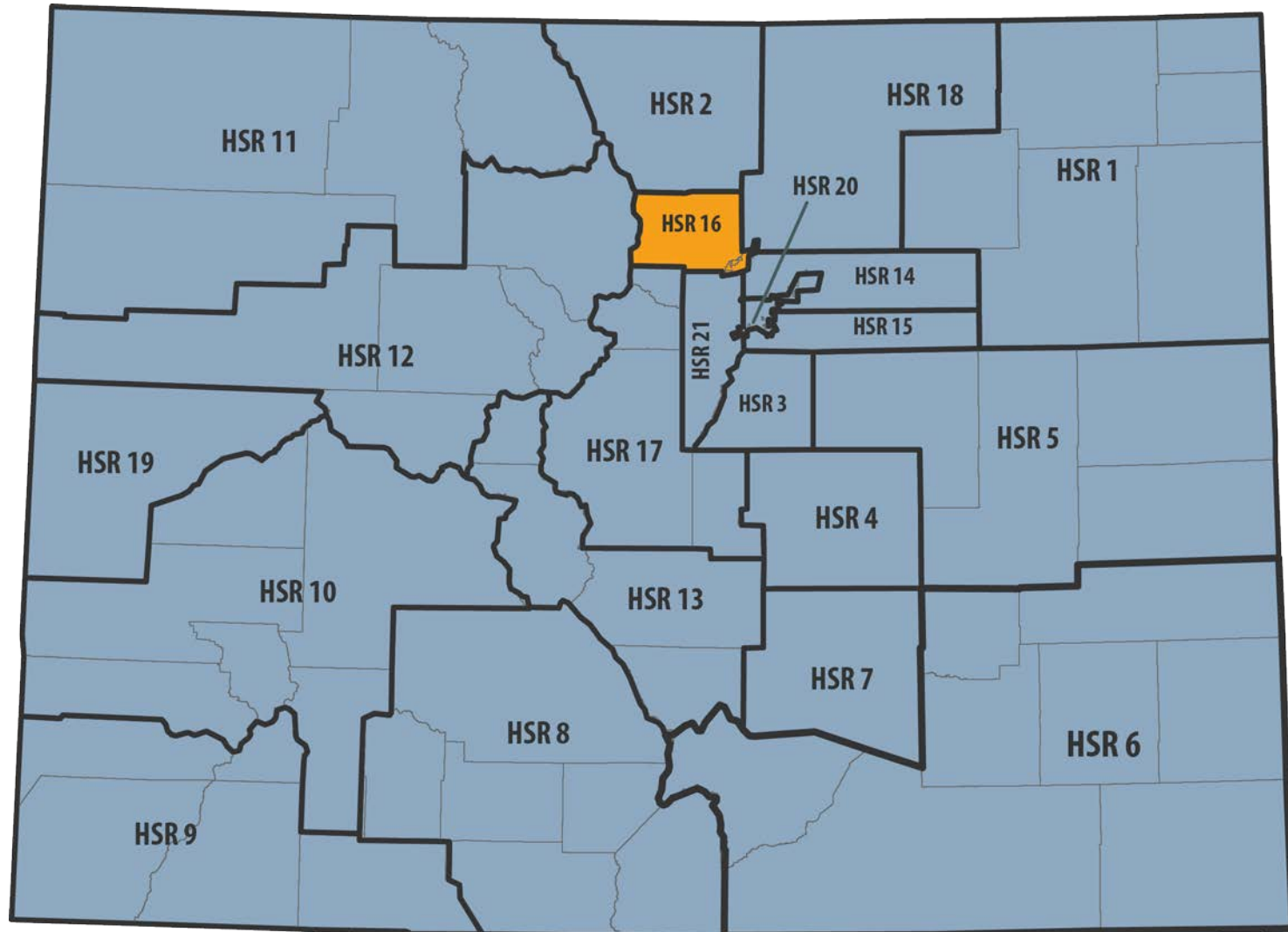


Community Data for Community Members

- **Dive Into the Details:**
Snapshots of a region's health.
- **Use Our Data:**
These graphics are ready for your presentations, reports, grant applications, tweets, and other needs.
- **Get More Information:**
Contact the Colorado Health Institute. You can reach us by phone, email or social media.



Colorado's 21 Health Statistics Regions




Data Highlights: Region 16



Seniors are the fastest-growing population, and are projected to increase faster than the state average.



Adults report **high blood cholesterol** at above-average rates.



Nine of 10 adults say their **health** is excellent, very good, or good, the best levels.



Health Data Profile:

Demographics

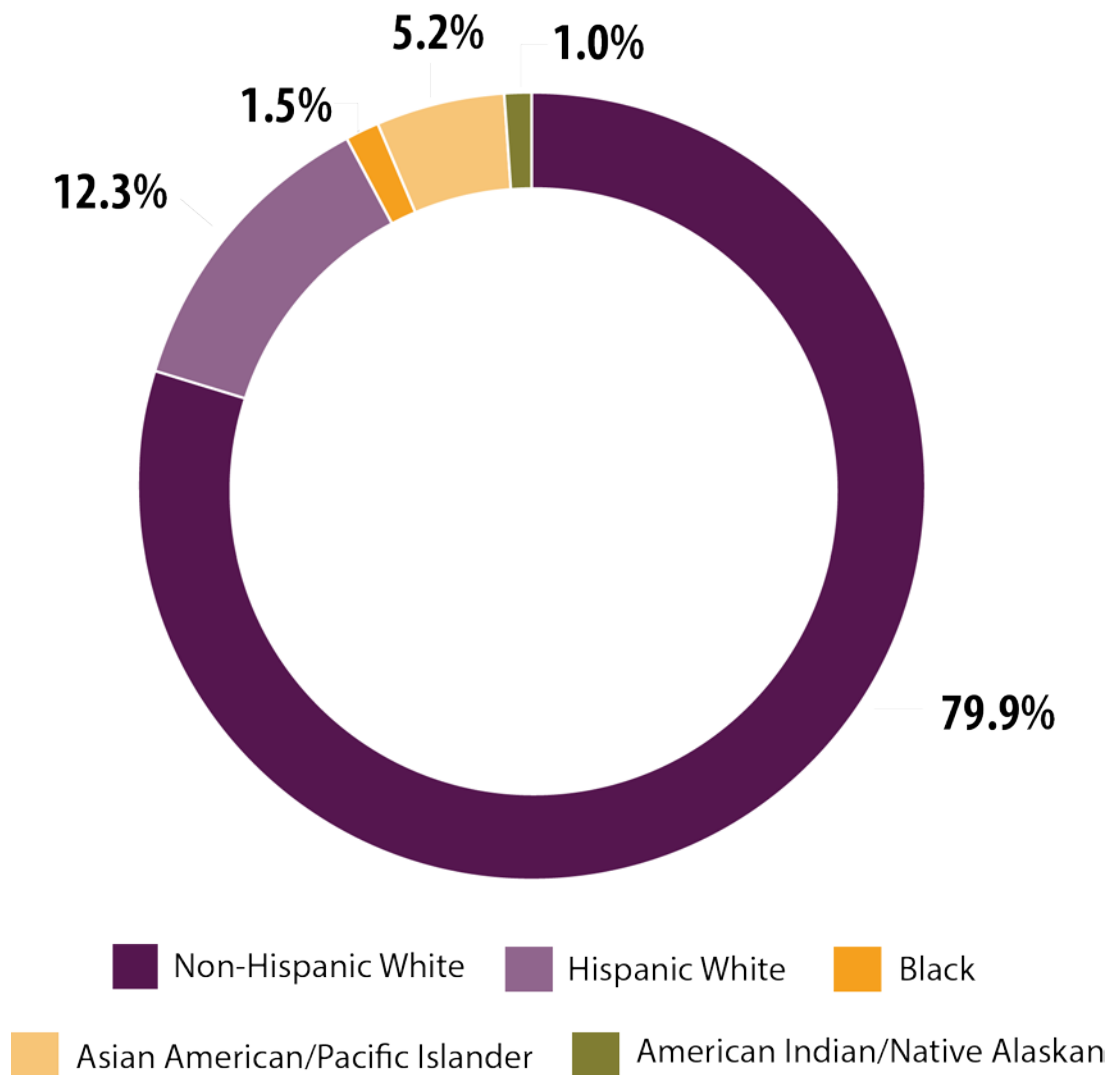
HSR 16: Population

	Population in 2014	Projected 2020 Population	Average Annual Growth Rate
All Ages	374,319	404,501	1.3%
	5,363,689	5,946,128	1.7%
Ages 0-18	85,796	87,404	0.3%
	1,345,196	1,464,674	1.4%
Ages 19-64	243,874	255,800	0.8%
	3,334,972	3,577,370	1.2%
Ages 65+	44,649	61,299	5.4%
	683,521	904,084	4.8%

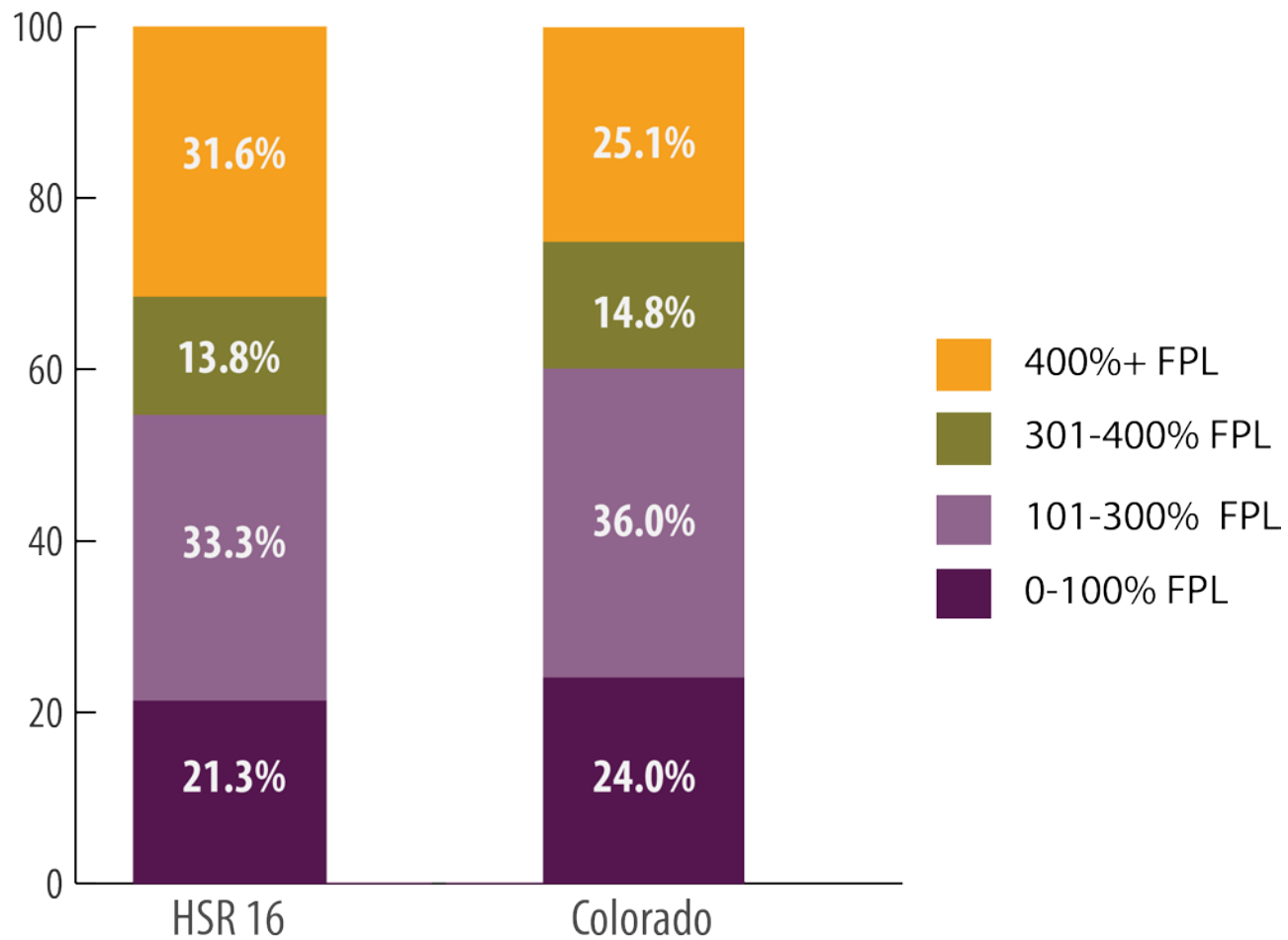
= HSR 16
 = Colorado



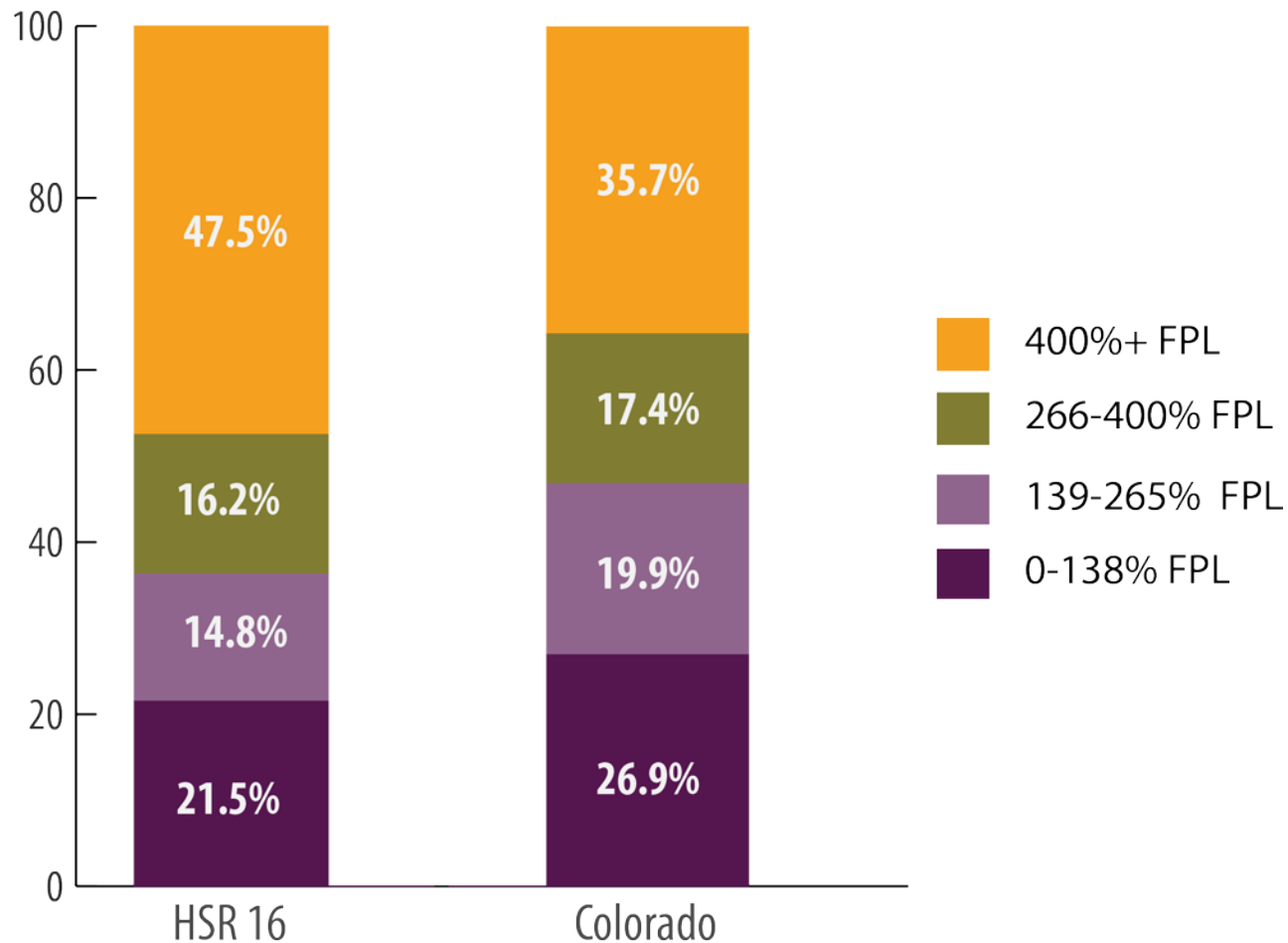
HSR 16: Race and Ethnicity



HSR 16: Income Levels



HSR 16: Income by Eligibility Categories for Health Insurance Coverage and Tax Credits



HSR 16: Unemployment

Number Unemployed,
2013

11,389
186,723

Unemployment Rate,
2013

5.4%
6.8%

■ = HSR 16 ■ = Colorado



HSR 16: Education

**Public School Students
Eligible for Free and Reduced
School Lunch (K-12)**

27.7%

42.2%

**High School
Completion
Rate**

89.5%

79.6%

■ = HSR 16 ■ = Colorado





Health Data Profile:
Health Indicators

HSR 16: General Health Status

Percentage Reporting
Excellent/Very Good/Good
General Health Status

92.0%
86.9%

Percentage Reporting
Fair/Poor
General Health Status

8.0%
13.1%

■ = HSR 16 ■ = Colorado



HSR 16: Health Behaviors



Adults 18+ Binge Drinking*



Children 5-14 Physically Active 60+ Minutes per day for Past 7 Days



Adults 18+ with Adequate Physical Activity**



Age 18+ Year Old Smokers

HSR 16

17.8%

44.1%

70.1%

10.6%

Colorado

18.5%

49.6%

59.5%

17.7%

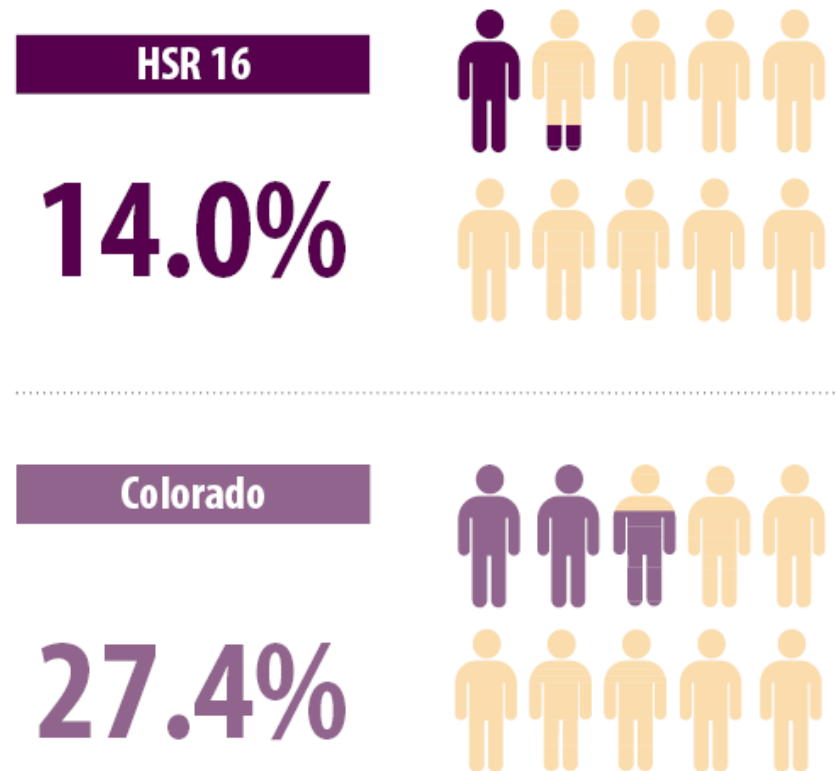
* Percentage of adults who reported binge drinking (males 5+/females 4+ drinks) on one occasion in past 30 days.

** Percentage of adults aged 18+ years who participated in 150+ minutes of moderate or 75+ minutes of vigorous aerobic physical activity per week.



HSR 16: Child Obesity

Children 2-14 Who Are Overweight or Obese



HSR 16: Adult Obesity

Adults 18+ Who Are Obese

HSR 16

13.9%



Colorado

21.3%



HSR 16: Health Outcomes

	HSR 16	Colorado
Percent Births With Low Birthweight	7.6%	8.8%
Teen Birth Rate (15-17, per 1,000 Women)	8.7	14.4
Adults 18+ Screened by Physician and Told They Have High Blood Cholesterol	36.3%	34.8%
Adults 18+ Told by Physician They Have High Blood Pressure	24.9%	26.3%



HSR 16: Food Access Indicators

Children 1-14 Who
Ate Fruit 2+ Times
and Veggies 3+
Times per Day

Children 1-14 Who
Ate Fast Food 1+
Times in Past Week

Adults 18+ Who Ate
Fast Food 1+ Times
in Past Week

Agree/Strongly Agree
it is Easy to Purchase
Healthy Foods in
Neighborhood

HSR 16

8.6%

60.2%

61.2%

94.0%

Colorado

10.9%

65.9%

64.4%

86.6%



HSR 16: Oral Health

Percentage Who Have Dental Insurance



Percentage Reporting Excellent/Very Good/Good Oral Health



■ = HSR 16 ■ = Colorado



HSR 16: Mental Health

Percentage Reporting
Poor Mental Health*

7.8%
10.6%

Percentage Did Not
Get Mental Health
Care When Needed**

7.7%
7.8%

■ = HSR 16 ■ = Colorado

*Poor mental health includes eight or more days of stress, depression, and problems with emotions.

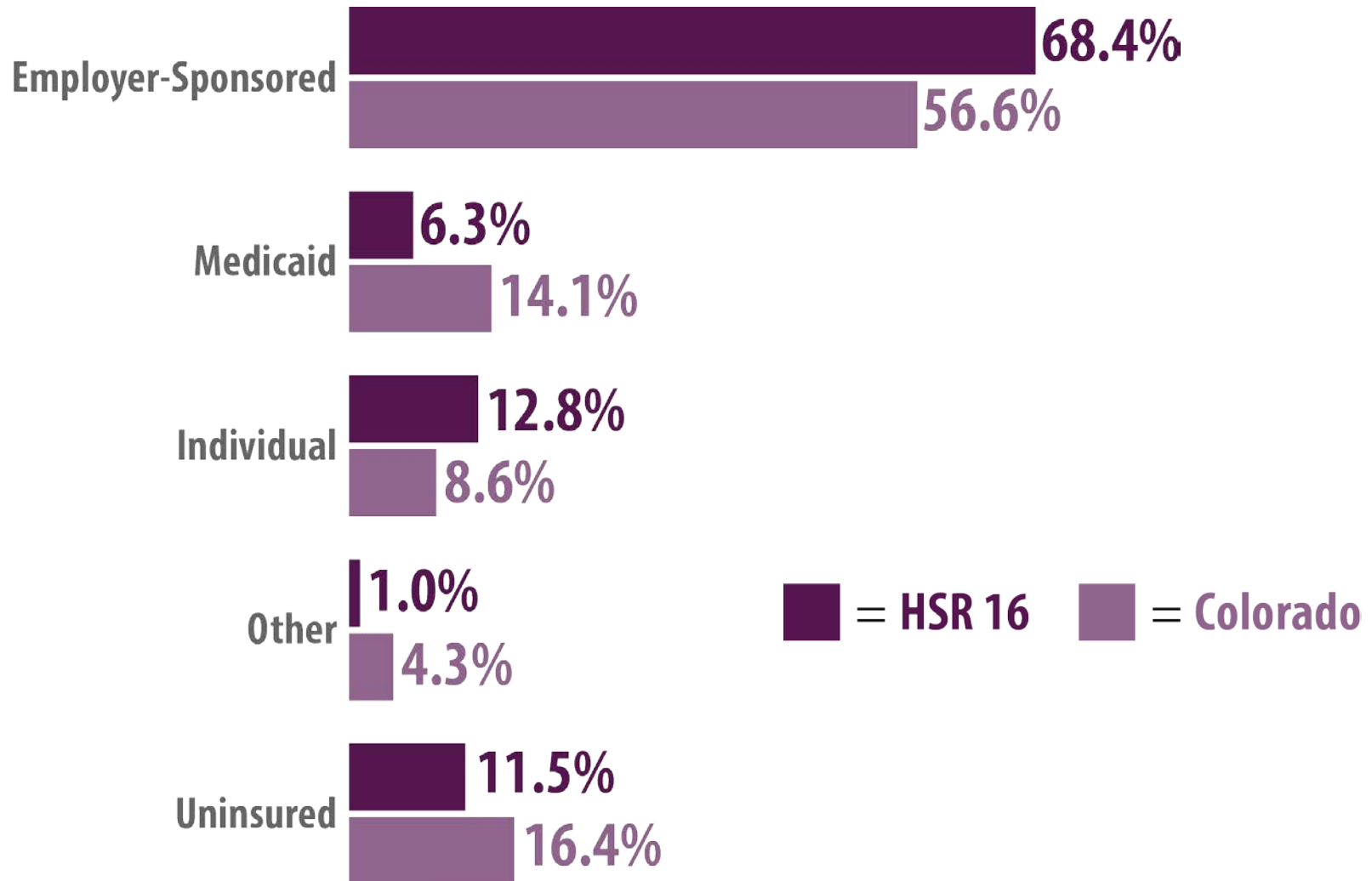
**In the past 12 months



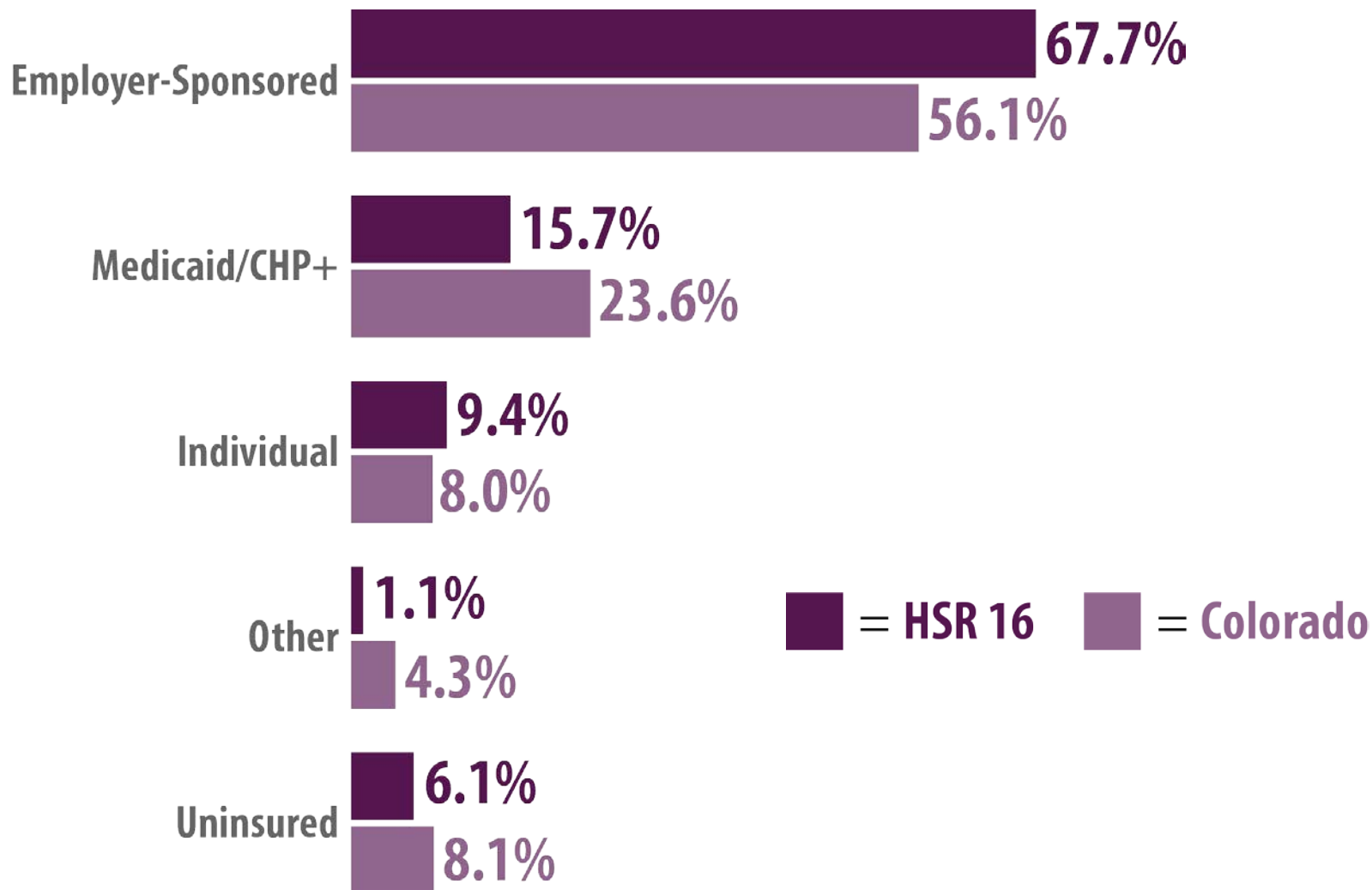
Health Data Profile:

Insurance and Access

HSR 16: Health Insurance Types, 2012



HSR 16: Health Insurance Projections, 2016

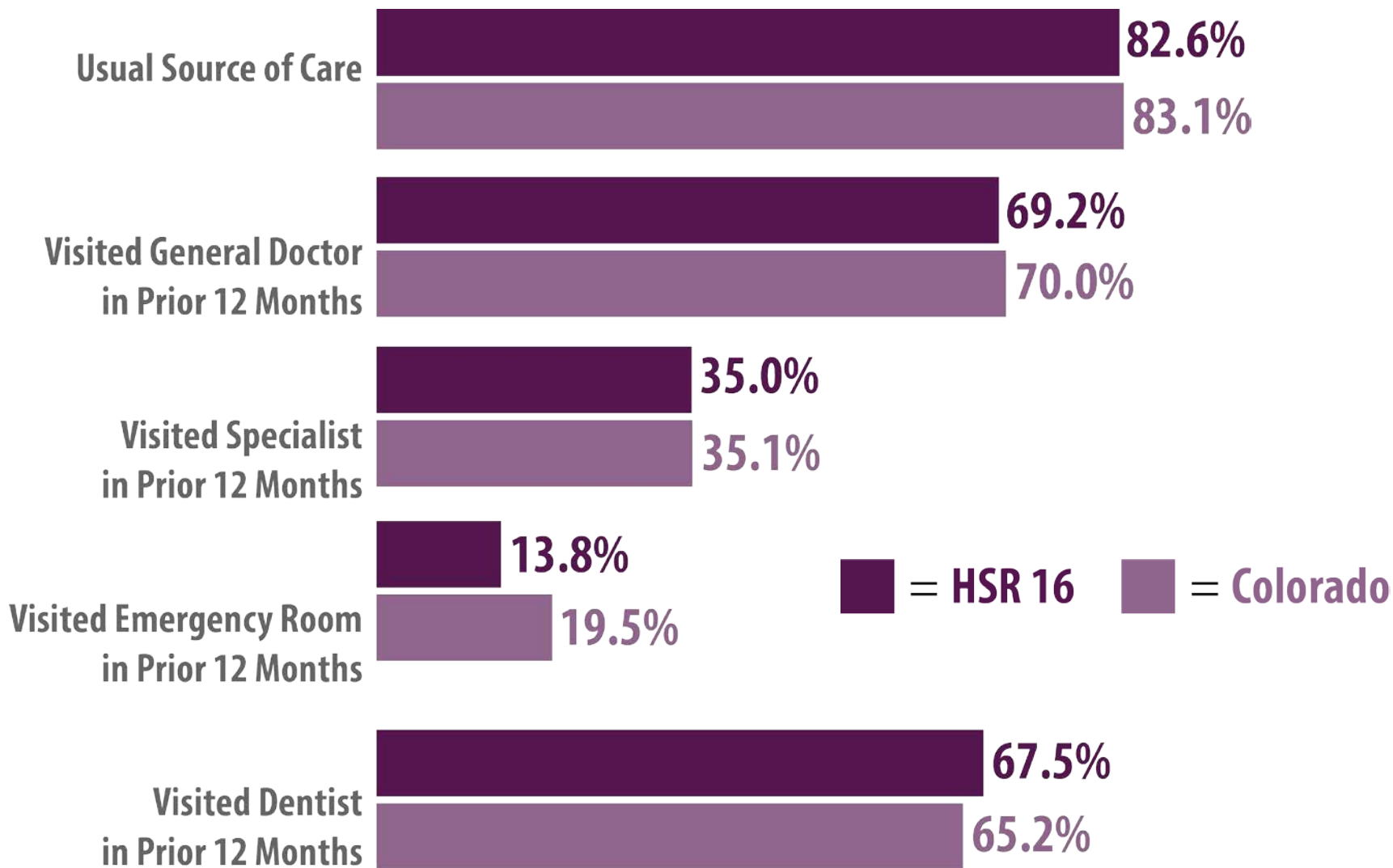


HSR 16: Eligible But Not Enrolled In Public Insurance Programs

	HSR 16	Colorado
Children (0-18) Eligible But Not Enrolled in Medicaid	17.8%	11.5%
Children (0-18) Eligible But Not Enrolled in CHP+	31.9%	30.6%
Adults (19-64) Eligible But Not Enrolled in Medicaid	29.5%	26.1%



HSR 16: Access to Care



HSR 16: Health Care Workforce (Rate per 1,000 Residents)

Practicing Primary Care Physicians

294 (0.8)

3,332 (0.6)

Active Licensed Physician Assistants

249 (0.7)

2,411 (0.4)

Active Licensed Nurse Practitioners

259 (0.7)

3,142 (0.6)

Active Licensed Dentists

339 (0.9)

3,880 (0.7)

 = HSR 16  = Colorado




Data Highlights: Region 16



Seniors are the fastest-growing population, and are projected to increase faster than the state average.



Adults report **high blood cholesterol** at above-average rates.



Nine of 10 adults say their **health** is excellent, very good, or good, the best levels.





colorado health
INSTITUTE

www.coloradohealthinstitute.org

@COHealthInst

facebook.com/coloradohealthinstitute